

2023

schepach

Germany

GARDEN
CATALOGUE

LAWN CARE


Lawn mowers	4 – 23
Scarifier	24 – 27
Accessories for lawn mower & scarifier	28
Brush cutters	29 – 31


SHRUB AND HEDGE CARE

Multifunctional devices	32 – 37
Accessories for brush cutters & multifunctional devices	38 – 39
Telescopic hedge trimmers	40 – 42
Hedge trimmers	43 – 45
Cordless pruning saw	46

TREE CARE

Chainsaws	47 – 57
Chain sharpener	58





FOLIAGE, GROUND AND SOIL

Leafblowers	59 – 51
Leaf vacuum / blower	60
Leaf and grass collector	61
Shredders	62 – 64
Tillers	65 – 67
Rotating sieves	68 – 69

CLEANING TECHNOLOGY

High-pressure cleaner	70 – 71
Sweepers	72 – 73
Pumps & domestic waterworks	74 – 83



2in1

- ✓ Mowing
- ✓ Collecting

16" PETROL LAWN MOWER

- Powerful 3.3 hp / 2.4 kW, 131 cc 4-stroke petrol engine
- 40 cm cutting width
- Suitable for gardens up to 600 m²
- Robust 35 L collection box
- Fabric collection box for efficient filling and easy emptying
- Foldable handle allows easy storage and transportation
- Cutting height adjustment in 3 steps (30 – 66 mm)

Comfort grip handle

Foldable handle

High torque, high efficiency motor

Large collection box:
35 L

40 cm

**SPECIFICATIONS**

Dimensions L x W x H	1310 x 470 x 970 mm
Engine displacement	131 cc
Input	2.4 kW / 3.3 HP
Cutting width max.	40 cm
Cutting heights	30 – 66 mm
Deck	plastic
Collection box capacity	35 L

LOGISTICAL DATA

Weight net / gross	16.3 / 18.5 kg
Packaging dimensions	670 x 470 x 400 mm
Article number	5911250903
Barcode	4046664081913
20 Container	258 pcs
40 Container	582 pcs
40 HQ Container	616 pcs

3IN1

- ✓ Mowing
- ✓ Collecting
- ✓ Deck washout port

17" PETROL LAWN MOWER

- Powerful 3.3 hp / 2.4 kW, 131 cc 4-stroke petrol engine
- 42 cm cutting width
- Suitable for gardens up to 800 m²
- Integrated cutting-deck cleaning function with water connection
- Robust 45 L fabric collection box for efficient filling and easy emptying
- Foldable handle allows easy storage and transportation
- Cutting height adjustment in 7 steps (25 – 75 mm)
- QE5 low-emission engine



SPECIFICATIONS

Dimensions L x W x H	1300 x 510 x 1010/1080 mm
Engine displacement	131 cc
Input	2.4 kW / 3.3 HP
Cutting width max.	42 cm
Cutting heights	25 – 75 mm
Deck	Steel
Collection box capacity	45 L

LOGISTICAL DATA

Weight net / gross	20.9 / 23.6 kg
Packaging dimensions	720 x 520 x 460 mm
Article number	5911248903
Barcode	4046664081906
20 Container	175 pcs
40 Container	350 pcs
40 HQ Container	420 pcs

17" PETROL LAWN MOWER

- Powerful 3.3 hp / 2.4 kW, 131 cc 4-stroke petrol engine
- 42 cm cutting width
- Suitable for gardens up to 800 m²
- Integrated cutting-deck cleaning function with water connection
- Robust 45 L fabric collection box for efficient filling and easy emptying
- Foldable handle allows easy storage and transportation
- Cutting height adjustment in 7 steps (25 – 75 mm)
- QE5 low-emission engine

5IN1

- ✓ Mowing
- ✓ Collecting
- ✓ Mulching
- ✓ Deck washout port
- ✓ Self-propelled



SPECIFICATIONS

Dimensions L x W x H	1380 x 510 x 1010/1080 mm
Engine displacement	131 cc
Input	2.4 kW / 3.3 HP
Cutting width max.	42 cm
Cutting heights	25 – 75 mm
Deck	Steel
Collection box capacity	45 L

LOGISTICAL DATA

Weight gross	23.5 / 28 kg
Packaging dimensions	720 x 530 x 470 mm
Article number	5911249903
Barcode	4046664081920
20 Container	175 pcs
40 Container	350 pcs
40 HQ Container	420 pcs



- ✓ Mowing
- ✓ Collecting
- ✓ Mulching
- ✓ Deck washout port
- ✓ Self-propelled

17" PETROL LAWN MOWER

- Powerful 3.5 hp / 2.6 kW, 150 cc 4-stroke petrol engine
- 42 cm cutting width
- Suitable for gardens up to 800 m²
- Integrated cutting-deck cleaning function with water connection
- Robust 45 L fabric collection box for efficient filling and easy emptying
- Foldable handle allows easy storage and transportation
- Cutting height adjustment in 7 steps (25 – 75 mm)
- QE5 low-emission engine



SPECIFICATIONS

Dimensions L x W x H	1380 x 510 x 1010/1080 mm
Engine displacement	150 cc
Input	2.6 kW / 3.5 HP
Cutting width max.	42 cm
Cutting heights	25 – 75 mm
Deck	Steel
Collection box capacity	45 L

LOGISTICAL DATA

Weight gross	23.3 / 27.4 kg
Packaging dimensions	725 x 530 x 460 mm
Article number	5911249906
Barcode	4046664110255
20 Container	175 pcs
40 Container	350 pcs
40 HQ Container	420 pcs

18" PETROL LAWN MOWER

- Powerful 3.5 hp / 2.6 kW, 150 cc 4-stroke petrol engine
- 46 cm cutting width
- Suitable for gardens up to 1000 m²
- Integrated cutting-deck cleaning function with water connection
- Robust 55 L fabric collector with plastic cover for efficient filling and easy emptying
- Foldable handle for easy and space-saving storage and transport
- Central cutting height adjustment in 7 steps (25 – 75 mm)
- Includes side ejection and mulch function
- QE5 low-emission engine

6ⁱⁿ1

- ✓ Mowing
- ✓ Collecting
- ✓ Mulching
- ✓ Side ejection
- ✓ Deck washout port
- ✓ Self-propelled



SPECIFICATIONS

Dimensions L x W x H	1450 x 540 x 1120 mm
Engine displacement	150 cc
Input	2.6 kW / 3.5 HP
Cutting width max.	46 cm
Cutting heights	25 – 75 mm
Deck	Steel
Collection box capacity	55 L

LOGISTICAL DATA

Weight net / gross	26.6 / 30.2 kg
Packaging dimensions	780 x 545 x 470 mm
Article number	5911244906
Barcode	4046664139591
20 Container	174 pcs
40 Container	360 pcs
40 HQ Container	420 pcs

18" HYBRID STARTER PETROL LAWN MOWER

- Powerful 3.5 hp / 2.7 kW, 150 cc 4-stroke petrol engine
- 46 cm cutting width
- Suitable for gardens up to 1000 m²
- Equipped with professional gearbox for high torque, high performance and a long service life
- Integrated cutting-deck cleaning function with water connection
- Robust 55 L collection box with level indicator
- Foldable handle allows easy storage and transportation
- Integrated side and rear ejection and mulching function for professional results
- Easy mowing thanks to self propulsion
- Central cutting height adjustment, 7 levels (25 – 75 mm)
- QE5 low-emission engine
- Hybrid starter system



Advantages of HYBRID START

- Auto-choke (no priming needed)
- No pull-start needed
- Lithium battery
- Manual and electric start possible



- ✓ Mowing
- ✓ Collecting
- ✓ Mulching
- ✓ Side ejection
- ✓ Deck washout port
- ✓ Hybrid start
- ✓ Self-propelled



INCLUDED



SPECIFICATIONS

Dimensions L x W x H	1580 x 540 x 1060/1130 mm
Engine displacement	150 cc
Input	2.7 kW / 3.5 HP
Cutting width max.	46 cm
Cutting heights	25 – 75 mm
Deck	Steel
Collection box capacity	55 L

LOGISTICAL DATA

Weight net / gross	27.1 / 31.5 kg
Packaging dimensions	890 x 583 x 500 mm
Article number	5911244903
Barcode	4046664080756
20 Container	174 pcs
40 Container	360 pcs
40 HQ Container	420 pcs

18" PETROL LAWN MOWER

- Powerful 3.5 hp / 2.6 kW, 150 cc 4-stroke petrol engine
- 46 cm cutting width
- Suitable for gardens up to 1000 m²
- Equipped with professional gearbox for high torque, high performance and a long service life
- **Robust 55 L collection box**
- Double folding handle for easy and extra space saving storage
- **Side, rear ejection and mulching function**
- Lightweight and durable for easy and effortless work
- **Central cutting height adjustment in 7 steps**
- **Integrated cleaning function** for fast, effortless cleaning
- QE5 low-emission engine

6in1

- ✓ Mowing
- ✓ Collecting
- ✓ Mulching
- ✓ Side ejection
- ✓ Deck washout port
- ✓ Self-propelled

**SPECIFICATIONS**

Dimensions L x W x H	1460 x 651 x 1150 mm
Engine displacement	150 cc
Input	2.6 kW / 3.5 HP
Cutting width max.	46 cm
Cutting heights	25 – 75 mm
Deck	steel
Collection box capacity	55 L

LOGISTICAL DATA

Weight net / gross	26.6 / 30 kg
Packaging dimensions	780 x 545 x 500 mm
Article number	5911244905
Barcode	4046664139225
20 Container	174 pcs
40 Container	360 pcs
40 HQ Container	420 pcs

20" PETROL LAWN MOWER

- Powerful 4.1 hp / 3 kW, 173 cc 4-stroke petrol engine
- 51 cm cutting width
- Suitable for gardens up to 1600 m²
- Equipped with professional gearbox for high torque, high performance and a long service life
- Integrated cutting-deck cleaning function with water connection
- Robust 55 L collection box
- Folding handle allows easy storage and transportation
- High torque for comfortable working even in tall grass
- Easy mowing thanks to self propulsion
- Central cutting height adjustment in 7 steps (25 - 75 mm)
- QE5 low-emission engine
- Handle at the front for easy transport

Scheppach MS173-51

Einstiegsklasse

**Heimwerker
Praxis**

5/2020

Preis/Leistung: gut

1,5

6in1

- ✓ Mowing
- ✓ Collecting
- ✓ Mulching
- ✓ Side ejection
- ✓ Deck washout port
- ✓ Self-propelled



SPECIFICATIONS

Dimensions L x W x H	1640 x 560 x 1060/1130 mm
Engine displacement	173 cc
Input	3 kW / 4,1 HP
Cutting width max.	51 cm
Cutting heights	25 – 75 mm
Deck	Steel
Collection box capacity	65 L

LOGISTICAL DATA

Weight net / gross	29.5 / 33.5 kg
Packaging dimensions	890 x 583 x 500 mm
Article number	5911259903
Barcode	4046664081890
20 Container	156 pcs
40 Container	318 pcs
40 HQ Container	370 pcs

20" HYBRID STARTER PETROL LAWN MOWER

- Powerful 4.1 hp / 3 kW, 173 cc 4-stroke petrol engine
- 51 cm cutting width
- Suitable for gardens up to 1600 m²
- Equipped with professional gearbox for high torque, high performance and a long service life
- Integrated cutting-deck cleaning function with water connection
- Robust 65 L collection box
- Folding handle allows easy storage and transportation
- High torque for comfortable working even in tall grass
- Easy mowing thanks to self propulsion
- Central cutting height adjustment in 7 steps (25 – 75 mm)
- Battery and charger are included
- QE5 low-emission engine
- Hybrid starter system
- Handle at the front for easy transport



Advantages of HYBRID START

- Auto-choke (no priming needed)
- No pull-start needed
- Lithium battery
- Manual and electric start possible



- ✓ Mowing
- ✓ Collecting
- ✓ Mulching
- ✓ Side ejection
- ✓ Deck washout port
- ✓ Self-propelled
- ✓ Hybrid start

Hybrid start

High torque, high efficiency motor

Transport handle

Large collection box: 65 L

Large wheels; ball bearing mounted

51 cm

INCLUDED



SPECIFICATIONS

Dimensions L x W x H	1640 x 560 x 1060/1130 mm
Engine displacement	173 cc
Input	3 kW / 4.1 HP
Cutting width max.	51 cm
Cutting heights	25 – 75 mm
Deck	Steel
Collection box capacity	65 L

LOGISTICAL DATA

Weight net / gross	32.9 / 37.1 kg
Packaging dimensions	845 x 585 x 480 mm
Article number	5911247905
Barcode	4046664109211
20 Container	156 pcs
40 Container	318 pcs
40 HQ Container	370 pcs

20" PETROL LAWN MOWER

- Powerful 5.2 hp / 3.8 kW, 200 cc 4-stroke petrol engine
- 51 cm cutting width for optimal coverage
- Suitable for gardens up to 1600 m²
- Equipped with professional gearbox for high torque, high performance and a long service life
- Integrated cutting-deck cleaning function with water connection
- Robust 65 L collection box
- Folding handle allows easy storage and transportation
- High torque for comfortable working even in tall grass
- Easy mowing thanks to self propulsion
- Central cutting height adjustment in 7 steps (25 – 75 mm)
- QE5 low-emission engine
- Handle at the front for easy transport



- ✓ Mowing
- ✓ Collecting
- ✓ Mulching
- ✓ Side ejection
- ✓ Deck washout port
- ✓ Self-propelled



SPECIFICATIONS

Dimensions L x W x H	1640 x 560 x 1060/1130 mm
Engine displacement	200 cc
Input	3.8 kW / 5.2 HP
Cutting width max.	51 cm
Cutting heights	25 – 75 mm
Deck	Steel
Collection box capacity	65 L

LOGISTICAL DATA

Weight net / gross	30.8 / 35.5 kg
Packaging dimensions	890 x 583 x 500 mm
Article number	5911246906
Barcode	4046664175209
20 Container	130 pcs
40 Container	265 pcs
40 HQ Container	318 pcs

20" HYBRID STARTER PETROL LAWN MOWER

- Powerful 5.2 hp / 3.8 kW, 200 cc 4-stroke petrol engine
- 51 cm cutting width
- Suitable for gardens up to 1600 m²
- Equipped with professional gears for high torque, high performance and long service life
- Integrated cutting-deck cleaning function for lightning-fast cleaning
- Robust 65 L collection box
- Folding handle allows easy storage and transportation
- High torque for comfortable working even in tall grass
- Easy mowing thanks to self propulsion
- Central cutting height adjustment in 7 steps (25 – 75 mm)
- QE5 low-emission engine
- Hybrid starter system
- Handle at the front for easy transport



Advantages of HYBRID START

- Auto-choke (no priming needed)
- No pull-start needed
- Lithium battery
- Manual and electric start possible



- ✓ Mowing
- ✓ Collecting
- ✓ Mulching
- ✓ Side ejection
- ✓ Deck washout port
- ✓ Self-propelled
- ✓ Hybrid-Start



SPECIFICATIONS

Dimensions L x W x H	1640 x 560 x 1060/1130 mm
Engine displacement	200 cc
Input	3.8 kW / 5.2 HP
Cutting width max.	51 cm
Cutting heights	25 – 75 mm
Deck	Steel
Collection box capacity	65 L

LOGISTICAL DATA

Weight net / gross	30,8 / 35,5 kg
Packaging dimensions	890 x 583 x 500 mm
Article number	5911268903
Barcode	4046664175216
20 Container	130 pcs
40 Container	265 pcs
40 HQ Container	318 pcs

21" PETROL LAWN MOWER

- Powerful 7 hp / 5.15 kW, 224 cc 4-stroke petrol engine
- XXL cutting width of 53 cm
- Suitable for gardens up to 1800 m²
- With professional gearbox for extra high torque and particularly high performance
- Integrated cutting-deck cleaning function for lightning-fast cleaning
- Robust 65 L collection box
- Double folding handle for easy and extreme space-saving storage
- Integrated side and rear ejection and mulching function for professional results
- Easy mowing, even on slopes, thanks to the selectable propulsion drive
- Central cutting height adjustment in 7 steps (25 – 75 mm)
- QE5 low-emission engine
- Handle at the front for easy transport

Scheppach MS225-53

Einstiegsklasse

**Heimwerker
Praxis**

4/2020

Preis/Leistung: gut – sehr gut

1,4

6in1

- ✓ Mowing
- ✓ Collecting
- ✓ Mulching
- ✓ Side ejection
- ✓ Deck washout port
- ✓ Self-propelled



SPECIFICATIONS

Dimensions L x W x H	1610 x 695 x 1055 – 1140 mm
Engine displacement	224 cc
Input	5.15 kW / 7 HP
Cutting width max.	53 cm
Cutting heights	25 – 75 mm
Deck	Steel
Collection box capacity	65 L

LOGISTICAL DATA

Weight net / gross	32.2 / 36.2 kg
Packaging dimensions	890 x 583 x 500 mm
Article number	5911241903
Barcode	4046664070566
20 Container	130 pcs
40 Container	260 pcs
40 HQ Container	310 pcs

7 in 1

- ✓ Mowing
- ✓ Collecting
- ✓ Mulching
- ✓ Side ejection
- ✓ Deck washout port
- ✓ Hybrid start
- ✓ Self-propelled



Advantages of HYBRID START

- Auto-choke (no priming needed)
- No pull-start needed
- Lithium battery
- Manual and electric start possible



21" HYBRID STARTER PETROL LAWN MOWER

- Powerful 224 cc 4-stroke petrol engine; 7 HP / 5.15 kW
- XXL cutting width of 53 cm
- Suitable for gardens up to 1800 m²
- With professional gearbox for extra high torque and particularly high performance
- Integrated cutting deck cleaning function for lightning-fast cleaning
- Robust 65 L grass collector
- Double folding handle for easy and extreme space-saving storage
- Integrated side and rear ejection, and mulching function for professional result
- Easy mowing, even on slopes, thanks to selectable wheel drive
- Central 7-step cutting height adjustment (25 - 75 mm)
- QE5 low-emission engine
- Hybrid starter system
- Handle at the front for easy transport

Scheppach MS225-53E

Einstiegsklasse

**Heimwerker
Praxis**

4/2020

Preis/Leistung: gut – sehr gut

1,4

2021
**BESTES
PRODUKT**

Heimwerker
Praxis

Rasenmäher mit Benzinmotor

**scheppach
MS225-53E**

INCLUDED



Large collection
box: 65 L

Hybrid start

Foldable
handle

High torque, high
efficiency motor

Steeldeck

Large wheels;
ball bearing
mounted

53 cm

Transport
handle

SPECIFICATIONS

Dimensions L x W x H	1610 x 695 x 1055 – 1140 mm
Engine displacement	224 cc
Input	5.15 kW / 7 HP
Cutting width max.	53 cm
Cutting heights	25 – 75 mm
Deck	Steel
Collection box capacity	65 L

LOGISTICAL DATA

Weight net / gross	34.4 / 39.6 kg
Packaging dimensions	860 x 580 x 500 mm
Article number	5911245903
Barcode	4046664080763
20 Container	130 pcs
40 Container	260 pcs
40 HQ Container	310 pcs

21" PETROL LAWN MOWER

- Powerful 7 hp / 5.15 kW, 224 cc 4-stroke petrol engine
- XXL cutting width of 56 cm
- Suitable for gardens up to 2200 m²
- With professional gearbox for extra high torque and particularly high performance
- Integrated cutting-deck cleaning function for lightning-fast cleaning
- Robust 65 L collection box
- Double folding handle for easy and extreme space-saving storage
- Integrated side and rear ejection and mulching function for professional results
- Easy mowing, even on slopes, thanks to the selectable propulsion drive
- Central cutting height adjustment in 7 steps (25 – 75 mm)
- QE5 low-emission engine
- Handle at the front for easy transport

6in1

✓ Mowing

✓ Collecting

✓ Mulching

✓ Side ejection

✓ Deck washout port

✓ Self-propelled



SPECIFICATIONS	
Dimensions L x W x H	1610 x 695 x 1055 – 1140 mm
Engine displacement	224 cc
Input	5.15 kW / 7 HP
Cutting width max.	56 cm
Cutting heights	25 – 75 mm
Deck	Steel
Collection box capacity	65 L

LOGISTICAL DATA	
Weight net / gross	35 / 38 kg
Packaging dimensions	890 x 583 x 500 mm
Article number	5911277903
Barcode	4046664193289
20 Container	130 pcs
40 Container	260 pcs
40 HQ Container	310 pcs

ROBOT MOWER UP TO 400 M²

- Perfect for gardens with a lawn area of up to 400 m²
- Cutting width 180 mm
- Cutting height of 20 – 60 mm steplessly adjustable
- Includes edge mowing function
- Low-noise - 62 dB
- Mowing zones can be configured
- Gradients of up to 35% possible
- Control via app using Bluetooth or WiFi
- Individual mowing zones can be configured using the app
- Includes theft protection via PIN
- Includes digital display and rain sensor
- Charging station including power pack with 5 m connection cable
- Includes 1.1 A quick-charging station, 100 m boundary wire, 130 ground anchors, 9 mowing blades (3 pre-installed, 6 replacement blades)

Mowing zones and edge cutting function can be defined



Large wheels for maximum grip

3 in-built blades

Edge sensor

Extremely quiet operation at 62 dB

INCLUDED

ACCESSORIES

6x

100 m

130x

INSTALLATION KIT

SPECIFICATION

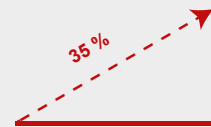
Dimensions charging station L x W x H	610 x 225 x 435 mm
Dimensions mower L x W x H	530 x 360 x 225 mm
Sound level (LpA)	62 dB
Cutting width max.	180 mm
Cutting height adjustment	20 – 60 mm
Area	max. 400 m ²
Motor	20 V~
Battery	2.5 Ah

PRODUCT-DETAILS

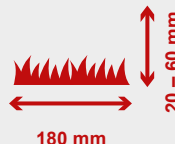
400 m² area



up to 35% gradient



Cutting height and width



Rain sensor



Wifi & Bluetooth



Can be controlled via app

**LOGISTICAL DATA**

Weight net / gross	7.2 / 14.2 kg
Packaging dimensions	730 x 445 x 275 mm
Article number	59130019944
Barcode	4046664146469
20 Container	310 pcs
40 Container	650 pcs
40 HQ Container	720 pcs



SPECIAL FEATURE

SMARTE APP-STEUERUNG

- ✓ Device status
- ✓ Edit mowing plan
- ✓ Edge cutting function
- ✓ Configure mowing zones
- ✓ Start/stop mowing
- ✓ Return function to charging station

BRUSHLESS MOTOR



PRODUCT-DETAILS

Theft protection with PIN code safety device



Battery 20 V / 2.5 Ah



Operating time 60 min



Charging time 120 min



Floating cutting head



Mowing equipment cleaning



Cutting height of 20 – 60 mm steplessly adjustable



The floating cutting head reliably and quickly compensates for uneven surfaces



Particularly manoeuvrable, thanks to compact design

Manual stop function

Charging station including power pack with 5 m connection cable



Simple installation

15" BATTERY-POWERED LAWN MOWER

- High-performance brushless motor
- 2x 20V system ensures high pulling power and extended run time
- Cutting height can be adjusted in 5 steps from 30 to 75 mm
- 38 cm cutting width
- Large 42 litre grass box
- Large wheels for easy operation (140 mm / 178 mm)
- With grass comb for efficient mowing
- Includes 2x 20V 2AH battery and dual charger

3IN1

- ✓ Mowing
- ✓ Collecting
- ✓ Electric start

Comfort grip handle

Foldable handle

Large collection box: 42 L

INCLUDED**2x**

38 cm

SPECIFICATIONS

Dimensions L x W x H	1210 x 415 x 1010 mm
Battery	40 V DC
Input	2800 rpm
Cutting width max.	38 cm
Cutting heights	30 – 75 mm
Deck	Plastic
Collection box capacity	42 L

LOGISTICAL DATA

Weight net / gross	11.6 / 13.3 kg
Packaging dimensions	685 x 430 x 330 mm
Article number	5911412900
Barcode	4046664193296
20 Container	287 pcs
40 Container	609 pcs
40 HQ Container	696 pcs

20" PETROL RIDE-ON LAWN MOWER

- 5-step adjustable cutting height
- Large 61 cm cutting width
- Electric start for easy starting the ride-on mower
- Four forward and one reverse gear
- Powerful 6.5 HP 196 cm³ 4-stroke engine
- Large 150 litre collection bag
- Mower blade can be switched on and off



- ✓ Mowing
- ✓ Collecting
- ✓ Electric start
- ✓ Self-propelled



SPECIFICATIONS

	MR196-61	MS224-61
Dimensions L x W x H	1780 x 720 x 1050 mm	1780 x 720 x 1050 mm
Engine displacement	196 cc	224 cc
Output	4.8 kW / 6.5 HP	5 kW / 6.8 HP
Cutting width max.	61 cm	61 cm
Cutting heights	35 – 75 mm	35 – 75 mm
Deck	Steel	Steel
Collection box capacity	150 L	150 L

LOGISTICAL DATA

	MR196-61	MS224-61
Weight net / gross	115 / 139 kg	115 / 139 kg
Packaging dimensions	1480 x 770 x 855 mm	1480 x 770 x 855 mm
Article number	5911235903	5911235915
Barcode	4046664069478	4046664176213
20 Container	24 pcs	24 pcs
40 Container	48 pcs	48 pcs
40 HQ Container	72 pcs	72 pcs

30" / 36" BATTERY-POWERED LAWN TRACTOR

- Extra-large 76 cm (92 cm) cutting width at only 107.4 cm overall width
- Powerful, brushless 48V motor
- Comfortable navigation, thanks to automatic gears for forward and reverse movement
- Cutting height adjustment in 7 steps from 38 to 114 mm
- 1-pedal drive for swift manoeuvring
- Convenient, easy seat height adjustment
- Particularly manoeuvrable, thanks to very small turning circle of only 41 cm
- Ergonomic, large steering wheel
- Emission-free and quiet, thanks to electric motor
- LED headlights allow work at twilight or in poor lighting conditions
- Large, air-filled tyres
- High battery capacity of 50 Ah (75 Ah)
- Integrated battery charge display and hour counter
- USB connection for example for charging a mobile phone
- Easy charging via conventional 230V connection
- Side ejection allows mowing of higher grass



LED spotlight



Charging plug easily accessible



76 cm (MR760-E)
92 cm (MR920-E)

SPECIFICATIONS

	MR-760E	MR-920E
Dimensions L x W x H	1380 x 1070 x 1060 mm	1730 x 1230 x 1070 mm
Drive	1000 W	1000 W
Blade drive	2x 1200 W	2x 1200 W
Cutting width max.	76 cm	92 cm
Cutting heights	38 – 114 mm	38 – 114 mm
Battery	50 Ah / 48 Volt	75 Ah / 48 Volt
Deck	Plastic / Steel	Plastic / Steel

LOGISTICAL DATA

	MR-760E	MR-920E
Weight net / gross	165 / 193 kg	200 / 231.5 kg
Packaging dimensions	1450 x 900 x 810 mm	1540 x 1050 x 830 mm
Article number	5911410900	5911411900
Barcode	4046664183297	4046664183280
40 HQ Container	48 pcs	45 pcs

5in1

- ✓ Mowing
- ✓ Side ejection
- ✓ Mulching
- ✓ Electric start
- ✓ Self-propelled



SPECIAL FEATURES



32 CM ELECTRIC LAWN SCARIFIER

- Powerful 1500 W motor
- Working width 32 cm
- Working height adjustment in 4 steps
- Large 30 L catcher
- Scarifying roller with 16 blades
- Aerator attachment with 20 claws

3IN1

- ✓ Scarifying
- ✓ Aerating
- ✓ Collecting

**INCLUDED****LOGISTICAL DATA**

Weight net / gross	9.3 / 11 kg
Packaging dimensions	525 x 425 x 308 mm
Article number	5912006901
Barcode	4046664076261
20 Container	420 pcs
40 Container	880 pcs
40 HQ Container	1000 pcs

SPECIFICATIONS

Dimensions L x W x H	1130 x 505 x 920 mm
Working width	32 cm
Scarifier height	-12 to +4 mm
Height adjustment	4-steps, central
Number of blades	16
Number of springs	20
Collector capacity	30 L
Motor	230 – 240 V~ / 50 Hz
Output	1500 W

3IN1

- ✓ Scarifying
- ✓ Aerating
- ✓ Collecting

Ergonomic handle

Dead man's handle

Fully foldable handle

Large capacity collector: 45 litres



Carrying handle

Central height adjustment

Powerful 1600 W motor

ELECTRIC LAWN SCARIFIER

- Powerful 1600 W motor
- Effortless to start and maintain thanks to the electric motor
- Working width of 38 cm
- Central 5-step height adjustment from -12 to +6 mm
- Large 45 litre collector
- Scarifier attachment with 16 blades
- Aerator attachment with 24 claws
- Foldable handle for easy transportation and space-saving storage

**INCLUDED**

38 cm

SPECIFICATIONS

Dimensions L x W x H	1130 x 605 x 1085 mm
Working width	38 cm
Working height	from -12 to +6 mm
Height adjustment	centrally adjustable in 5 positions
Number of blades	16
Number of claws	24
Collector capacity	45 L
Motor	230 – 240 V~ / 50 Hz
Output	1600 W

LOGISTICAL DATA

Weight net / gross	12.8 / 14.4 kg
Packaging dimensions	595 x 450 x 345 mm
Article number	5912007901
Barcode	4046664123736
20 container	300 pcs
40 container	626 pcs
40 HQ container	725 pcs

PETROL LAWN SCARIFIER

- Powerful 4-stroke petrol engine 212 cc
- Working width 40 cm
- 8-step central working height adjustment (-15 to +5 mm)
- Large 45 L grass collector
- Foldable handle for easy and space-saving storage and transportation
- Powerful 4.2 kW (5.7 HP) motor drives the roller, with 18 scarifying blades, effortlessly



SPECIFICATIONS

Abmessung L x B x H	1260 x 610 x 1120 mm
Working width	40 cm
Scarifier height	-15 to +5 mm
Height adjustment	8-step, central
Number of blades	18
Collector capacity	45 L
Fuel tank capacity	3.6 L
Engine displacement	212 cc
Motor	4-stroke, full crank engine
Output	4.2 kW / 5.7 HP

LOGISTICAL DATA

Weight net / gross	31.7 / 35.8 kg
Packaging dimensions	640 x 580 x 620 mm
Article number	5911901903
Barcode	4046664089063
20 Container	108 pcs
40 Container	216 pcs
40 HQ Container	288 pcs



Ergonomic handle

PETROL LAWN SCARIFIER

- Powerful 4-stroke petrol engine
- Working width 40 cm
- 6-step central working height adjustment (0 to 15 mm)
- Large 45 L grass collector
- Folding handle for easy and space saving storage, as well as transport
- Powerful 4 kW motor easily drives the roller with 17 scarifying blades
- Includes aerator roller and transport setting for easy transport
- Includes QTS system for easy raising of the blade/aerator roller for transport



INCLUDED




SPECIFICATIONS

Dimensions L x B x H	1290 x 615 x 1040 mm
Working width	40 cm
Scarifier height	0 to 15 mm
Height adjustment	6 steps
Number of blades	17
Collector capacity	45 L
Fuel tank capacity	3.6 L
Engine displacement	212 cm ³
Motor	4-stroke, air-cooled engine
Output	4 kW / 5.5 HP

LOGISTICAL DATA

Weight net / gross	37.87 / 43.18 kg
Packaging dimensions	660 x 640 x 575 mm
Article number	5911902903
Barcode	4046664072423
20 Container	108 pcs
40 Container	216 pcs
40 HQ Container	216 pcs

A COVER**B AERATOR ROLLER****C CUTTING ROLLER****D CUTTING ROLLER****LAWN MOWER BLADES**

400 MM for MP132-40
Article number: 7911200630
Barcode: 4046664148920

420 MM for MP132-42, MS132-42 and MS150-42
Article number: 7911200625
Barcode: 4046664127680

460 MM for MP150-46, MS150-46E and MS161-46
Article number: 7911200626
Barcode: 4046664127697

510 MM for MS173-51, MS173-51E, MS200-51 and MS200-51E
Article number: 7911200628
Barcode: 4046664127710

530 MM for MS225-53 and MS225-53E
Article number: 7911200627
Barcode: 4046664127703

600 MM for MR196-61 and MR224-61
Article number: 7911200616
Barcode: 4046664069874

A COVER

240 x 200 x 100 MM for MR196-61 and MR224-61
Article number: 7911200707
Barcode: 4046664069508

B AERATOR ROLLER

Ø 128 MM / 320 MM for SC32
Article number: 7912006701
Barcode: 4046664087434

Ø 128 MM / 420 MM for SC38
Article number: 7912007701
Barcode: 4046664124092

Ø 165 MM / 400 MM for SC50Vario
Article number: 7911902701
Barcode: 4046664073017

C CUTTING ROLLER

Ø 128 MM / 320 MM for SC32
Article number: 7912006702
Barcode: 4046664087441

Ø 128 MM / 420 MM for SC38
Article number: 7912007702
Barcode: 4046664124108

D CUTTING ROLLER

Ø 165 MM / 400 MM for SC40P
Article number: 7911901701
Barcode: 4046664068310

Ø 165 MM / 400 MM für SC50Vario
Article number: 7911902702
Barcode: 4046664073000

2 IN 1 PETROL BRUSHCUTTER

- 430 / 255 mm cutting width for effective work
- Powerful 32.6 cc / 2-stroke engine
- 3-tooth blade, line spool and two spare spools are included
- **Stop switch** and throttle control lock for easy control
- **Anti-vibration technology** and shoulder strap (included) allow for comfortable and fatigue-free working
- **Automatic line-feed** for easy work
- **Adjustable bike handle** for ergonomic working



- ✓ Grass trimmer
- ✓ Brush cutter

Powerful 1.22 HP
2-stroke petrol engine

Adjustable bike grip
for ergonomic working

Straight
shaft

TAP'N'GO



Tip automatic spool



INCLUDED

2x



SPECIFICATIONS

Dimensions L x W x H	1870 x 617 x 486 mm
Engine displacement	32.6 cc
Engine type	2-stroke
Shaft	150 cm, split shaft
Anti-Vibration	yes
Cutting width (line head)	430 mm
Cutting width (blade)	255 mm
Fuel tank capacity	0.9 L
Fuel	40:1 fuel / oil mixture
Output	0.9 kW / 1.22 HP

LOGISTICAL DATA


Weight net / gross	7.2 / 9.7 kg
Packaging dimensions	1045 x 300 x 305 / 85 mm
Article number	5910701904
Barcode	4046664040347
20 Container	444 pcs
40 Container	921 pcs
40 HQ Container	1080 pcs

2 IN 1 PETROL BRUSHCUTTER

- Powerful 51.7 cc / 2-stroke engine offers plenty of power for all tasks in the home garden
- 450 / 255 mm cutting width for effective work
- Stop switch and throttle control lock for easy control
- Anti-vibration technology and shoulder strap (included) allow for comfortable and fatigue-free work
- Automatic line feed for easy work
- Adjustable bike grip for ergonomic work



TAP'N'GO



Tip automatic spool



Powerful 1.8 HP
2-stroke petrol engine



- ✓ Grass trimmer
- ✓ Brush cutter

Adjustable bike grip
for ergonomic working

Quick release
fastener

Straight
shaft

INCLUDED

SPECIFICATIONS

Dimensions L x W x H	1895 x 617 x 505 mm
Engine displacement	51.7 cc
Engine type	2-stroke
Shaft	150 cm, split shaft
Anti-Vibration	yes
Cutting width (line head)	450 mm
Cutting width (blade)	255 mm
Fuel tank capacity	1.0 L
Fuel	40:1 fuel / oil mixture
Output	1.3 kW / 1.8 HP

LOGISTICAL DATA

Weight net / gross	8.3 / 10.8 kg
Packaging dimensions	1045 x 300 x 305 / 85 mm
Article number	5910705903
Barcode	4046664041535
20 Container	444 pcs
40 Container	921 pcs
40 HQ Container	1080 pcs



Ergonomic harness

Powerful 1.8 HP 2-stroke petrol engine



- ✓ Grass trimmer
- ✓ Brush cutter




Ergonomic handle

2 IN 1 BACKPACK PETROL BRUSHCUTTER

- Powerful 51.7 cc / 2-stroke engine offers a high degree of power for all tasks in the home garden
- Stop switch and throttle control lock for easy control
- Anti-vibration technology and the carrying strap (included) enable comfortable and fatigue-free work
- Automatic line feed for easy work
- Ergonomic handlebar and grip

TAP'N'GO



Tip automatic spool

Grass trimmer

- Maximum cutting width 450 mm
- Dual line spool
- Automatic line feed

Straight shaft

Brush cutter

- Cutting path 255 mm
- Durable metal blade

SPECIFICATIONS

Dimensions L x W x H	2850 x 370 x 550 mm
Engine displacement	51.7 cc
Engine type	2-stroke
Shaft	143 cm
Anti-Vibration	Yes
Cutting width (line head)	450 mm
Cutting width (blade)	255 mm
Fuel tank capacity	1.0 L
Fuel	40:1 fuel / oil mixture
Motor	1.3 kW / 1.8 HP

LOGISTICAL DATA

Weight net / gross	11.8 / 14.6 kg
Packaging dimensions	1200 x 290 x 440 / 140 mm
Order no.	5910707903
Barcode	4046664044918
20 Container	297 pcs
40 Container	600 pcs
40 HQ Container	708 pcs

5 IN 1 MULTIFUNCTIONAL PETROL DEVICE

- Powerful 42.7 cc 2-stroke engine offers a high degree of power for all tasks in the home garden
- 10" quality guide bar and chain for the best cutting result
- Anti-vibration technology and professional shoulder strap enable fatigue-free working
- Easy to use thanks to the centrifugal clutch
- Hedge trimmer: 24 mm maximum branch diameter; 400 mm cutting length
- Pole-mounted pruner: 254 cutting length
- Grass trimmer: Double-line spool; 450 mm cutting width
- Brush cutter: 255 mm cutting width
- Automatic line feed for easy work
- Including leaf blower and shoulder strap



- ✓ Line trimmer
- ✓ Brush cutter
- ✓ Hedge trimmer
- ✓ Pole saw
- ✓ Leaf blower



SPECIFICATIONS

BRUSH CUTTER	
Cutting Ø (maximum)	255 mm
LINE TRIMMER	
Cutting Ø max.	450 mm
Line style size	2 x 2.8 mm – 4 m
HEDGE TRIMMER	
Swivel range	165° (90° – 0° – -75°); 11 steps/15°
Cutting length	400 mm
POLE SAW	
Bar length	305 mm
Cutting length	254 mm
BLOWER	
Air speed approximately	270 km/h
Air volume approximately	250 m³/h

SPECIFICATIONS

Dimensions L x W x H	2085 x 420 x 250 mm
Engine displacement	42.7 cc
Engine type	2-stroke
Fuel tank capacity	0.96 L
Fuel	40:1 fuel / oil mixture
Motor	1.1 kW (1.5 HP)

LOGISTICAL DATA

Weight net / gross	13.9 / 16.5 kg
Packaging dimensions	1130 x 290 x 240 / 290 mm
Order No	5904809904
Barcode	4046664107507
20 Container	320 pcs
40 Container	660 pcs
40 HQ Container	830 pcs



4 IN 1 MULTIFUNCTIONAL PETROL DEVICE

- Powerful 51.7 cc (MFH5200-4P) 2-Stroke motor provides plenty of power to handle all home garden tasks
- Anti-Vibration design helps provide extended use
- Including shoulder strap with hip protection for fatigue-free work
- Pole pruner: cutting length 254 mm, 10" ProCut bar/chain; cutting length 254 mm; automatic chain lubrication
- Grass trimmer: double-line spool; 450 mm (MFH5200-4P) cutting width
- Hedge trimmer: 24 mm cutting capacity, and 400 mm cutting width; swivels 165° in 15° increments
- Brush cutter: 255 mm cutting width and durable metal blade
- Automatic line feed for easy work



- ✓ Line trimmer
- ✓ Brush cutter
- ✓ Hedge trimmer
- ✓ Pole saw

Auto oiling system

Easy to grasp ergonomic handle

165° adjustable cutting angle

10" bar & chain

Bar length 400 mm

Quick release fastener

INCLUDED



1

✓ POLE SAW



2

✓ LINE TRIMMER



3

✓ HEDGE TRIMMER



4

✓ BRUSH CUTTER

POLE SAW

- 10" ProCut chain and bar
- Chain speed: 18.8 m/s
- Automatic bar and chain lubrication

LINE TRIMMER

- Cutting diameter 450 mm (MFH5200-4P)
- Twin line bump feed spool
- Tip automatic spool

4IN1

HEDGE TRIMMER

- Cutting length 400 mm
- Maximum thickness 24 mm
- Adjustable 165°

BRUSH CUTTER

- Cutting width 255 mm
- Durable metal blade

SPECIFICATIONS

MFH3300-4P			MFH5200-4P
BRUSH CUTTER			
Cutting Ø (maximum)	255 mm		
LINE TRIMMER			
Cutting Ø max.	430 mm		450 mm
Line style size	2.4 mm – 4 m		2.8 mm – 4 m
HEDGE TRIMMER			
Total length	2290 x 340 x 240 mm		
Swivel range	165° (90° – 0° – -70°); 11 steps/15°		
Cutting length	400 mm		
POLE SAW			
Total length	2085 x 340 x 240 mm		
Bar length	305 mm		
Cutting length	254 mm		

SPECIFICATIONS

	MFH3300-4P	MFH5200-4P
Dimensions L x W x H	2085 x 420 x 250 mm	2085 x 420 x 250 mm
Engine displacement	32.6 cc	51.7 cc
Engine type	2-stroke	2-stroke
Fuel tank capacity	0.96 L	0.96 L
Fuel	40:1 fuel / oil mixture	40:1 fuel / oil mixture
Motor	0.9kW / 1.22 HP	1.3 kW / 1.8 HP

LOGISTICAL

	MFH3300-4P	MFH5200-4P
Weight net / gross	11,4 / 13,9 kg (Set)	12.5 / 15.1 kg (Set)
Packaging dimensions	1130 x 280 x 310 / 100 mm	1130 x 280 x 310 / 100 mm
Article number	5904802907	5904804904
Barcode	4046664109945	4046664109952
20 Container	444 pcs	432 pcs
40 Container	921 pcs	895 pcs
40 HQ Container	1080 pcs	1050 pcs

4in1

- ✓ Line trimmer
- ✓ Brush cutter
- ✓ Hedge trimmer
- ✓ Pole saw



4 IN 1 BACKPACK MULTIFUNCTIONAL PETROL DEVICE

- Powerful 32.6 cc (MFH3300-4BP) / 51.7 cc (MFH5300-4BP) 2-stroke motor provides plenty of power to handle all home garden tasks
- Centrifugal clutch for ease of use ; with integrated tool bag and waist belt
- Pole saw 10" ProCut bar/chain; cutting length 254 mm; automatic chain lubrication
- Grass trimmer: double line spool; 430mm (MFH3300-4BP) / 450 mm (MFH5300-4BP) cutting width
- Hedge trimmer: 24 mm diameter cutting capacity and 400 mm blade width
- Swivel to 165° in 15° steps
- Brush cutter: 255 mm cutting width and durable metal blade
- Automatic line feed for easy work



Ergonomic harness
Comfortable, ventilated and load-reducing harness with hip belt and wide shoulder straps.



LINE TRIMMER

- Cutting diameter 450 mm
- Twin line bump feed spool
- Tip automatic spool

POLE SAW

- 10" ProCut chain and bar
- Chain speed: 18.8 m/s
- Automatic bar and chain lubrication

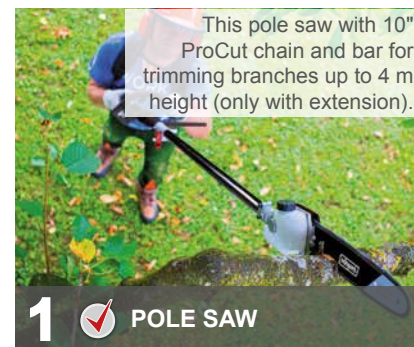
4IN1

HEDGE TRIMMER

- Cutting length 400 mm
- Maximum thickness 24 mm
- 165° adjustable

BRUSH CUTTER

- Cutting width 255 mm
- Durable metal blade



SPECIFICATIONS


	MFH3300-4BP	MFH5300-4BP
Dimensions L x W x H	2850 x 370 x 550 mm	2850 x 370 x 550 mm
Engine displacement	32.6 cc	51.7 cc
Engine type	2-stroke	2-stroke
Fuel tank capacity	0.96 L	0.96 L
Fuel	40:1 fuel / oil mixture	
Output	0.9 kW (1.22 HP)	1.3 kW (1.8 HP)

LOGISTICAL DATA

	MFH3300-4BP	MFH5300-4BP
Weight net / gross	15.6 / 18.8 kg (set)	16.4 / 19.6 kg (set)
Packaging dimensions	1200 x 280 x 440 / 140 mm	1200 x 280 x 440 / 140 mm
Article number	5904806905	5904805904
Barcode	4046664109921	4046664109938
20 Container	297 pcs	295 pcs
40 Container	575 pcs	605 pcs
40 HQ Container	708 pcs	708 pcs

SPECIFICATIONS

	MFH3300-4BP	MFH5300-4BP
BRUSH CUTTER		
Cutting Ø (maximum)	255 mm	
LINE TRIMMER		
Cutting Ø max.	430 mm	450 mm
Line style size	2.4 mm – 4 m	2.8 mm – 4 m
HEDGE TRIMMER		
Total length	3250 x 320 x 560 mm	
Swivel range	165° (90° – 0° – -70°); 11 steps/15°	
Cutting length	400 mm	
POLE SAW		
Total length	3050 x 320 x 560 mm	
Cutting length	254 mm	

A 3 TEETH BLADE**B 4 TEETH BLADE****C TEETH BLADE****D EXTENSION FOR POLE SAW****A 3 TEETH BLADE**

Ø 255 / 25,4 MM

For BCH3300PB, BCH5200PB, BCH5300BP, MTC42-5P, MFH3300-4P, MFH5200-4P, MFH3300-4BP and MFH5300-4BP

This blade's main application is in cutting, it is ideal for removing brush and grass, as well as cutting back (thorn) hedges

Article number: 7910700702

Barcode: 4046664042334

I TRICORD SPOOL

CUTTING Ø 43 CM / 45 CM

Revolutionary wear indicator.

Article number: 7910702701 / 7910702702

Barcode: 4046664068440 / 4046664070924

B 4 TEETH BLADE

Ø 255 / 25,4 MM

For BCH3300PB, BCH5200PB, BCH5300BP, MTC42-5P, MFH3300-4P, MFH5200-4P, MFH3300-4BP and MFH5300-4BP

Efficient blade for cutting tough, dry grass as well as dense undergrowth in large areas

Article number: 7910700705

Barcode: 4046664042327

J CHAIN FOR PRUNERS

For MFH3300-4P, MFH5200-4P, MFH3300-4BP, MFH5300-4BP and MTC42-5P

Article number: 7910700704

Barcode: 4014915095392

C 8 TEETH BLADE

Ø 255 / 25,4 MM

For BCH3300PB, BCH5200PB, BCH5300BP, MTC42-5P, MFH3300-4P, MFH5200-4P, MFH3300-4BP and MFH5300-4BP

Optimum cutting performance when cutting thick and dry grass and dense undergrowth

Article number: 7910700711

Barcode: 4046664063872

BLADE FOR HEDGE TRIMMERS

For MFH3300-4P, MFH5200-4P, MFH3300-4BP, MFH5300-4BP and MTC42-5P

Article number: 7910700703

Barcode: 4046664077350

E PROFESSIONAL SHOULDER HARNESS



F SPOOLS



G SPOOLS



H SPOOLS



I TRICORD SPOOL



J CHAIN FOR PRUNERS



D EXTENSION FOR POLE SAW

For MFH3300-4P, MFH5200-4P, MFH3300-4BP, MFH5300-4BP and MTC42-5P

Expand your reach. With the aluminium extension for the pole pruner, you can reach branches up to 4 m

Article number: 7910700710

Barcode: 4046664044666

BLADE PROTECTION FOR PRUNERS

For MFH3300-4P, MFH5200-4P, MFH3300-4BP, MFH5300-4BP and MTC42-5P

Article number :3904801039

Barcode: 4046664045304

E PROFESSIONAL SHOULDER HARNESS

For BCH5200PB, BCH3200PB4, MFH3300-4P, MFH5200-4P and MTC42-5P

Work comfortably and without fatigue with the professional shoulder strap. The wide straps and thick padding increase wearing comfort and distribute the weight of the brushcutter better over the whole body

Article number: 7910700709

Barcode: 4046664044659

F G SPOOLS

Innovative twin line bump feed spool and tip automatic system for speed feed trimmer head reloads line in seconds without disassembly

F (Ø 450 MM, Ø 2,8 MM x 4 M)

For MFH5200-4P, BCH5300BP, BCH5200PB, MFH5300-4BP and MTC42-5P

Article number: 7910700707

Barcode: 4014915117117

G (Ø 430 MM, Ø 2,4 MM x 4 M)

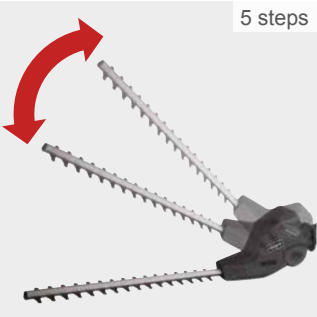
For MFH3300-4P, BCH3300-100PB and MFH3300-4BP

Article number: 7910700701

Barcode: 4014915090779

500 W ELECTRIC TELESCOPIC
HEDGE TRIMMER

- Best use: ideal for cutting tall bushes, hedges and shrubs
- Telescoping shaft retracts to 2.0 m for use in compact spaces and extends up to 2.6 m when additional reach is required (aluminium extension is a part of standard equipment)
- 450 mm dual-action blade
- Trimmer quickly disassembles for easy storage
- Cutting head adjustable by 120° in 5 positions
- Powerful 500 W motor



120° adjustable
cutting angle

Hexagon

Tube telescope
quick release

Cutting Ø
max.18 mm

Bar length 450 mm

INCLUDED

SPECIFICATIONS

Dimensions L x B x H	2500 x 145 x 170 mm
Total length	1975 – 2545 mm
Bar length	450 mm
Cutting length	410 mm
Cutting Ø max.	18 mm
Swivel range	5-steps (90°, 60°, 30°, 0°, -30°)
Power supply	230 – 240 V~ / 50 Hz
Output	500 W (0.67 PS)

LOGISTICAL DATA

Weight net / gross	3.5 / 4.1 kg
Packaging dimensions	1045 x 150 x 180 mm
Article number	5910505901
Barcode	4046664066163
20 Container	1112 pcs
40 Container	2340 pcs
40 HQ Container	2800 pcs

Laser cut hardened steel blade

7 steps

900 W ELECTRIC TELESCOPIC HEDGE TRIMMER

- It features a 500 mm extension rod
- 438 mm dual shear, laser cut hardened steel blade with 20 mm maximum cutting thickness
- Powerful 900 W motor
- Telescoping shaft retracts to 2 m for use in compact spaces and extends up to 2.5 m when additional reach is required (aluminium extension is a part of standard equipment)
- At 5.3 kg the lightweight design makes it ideal for trimming tall, awkwardly-sited, or hard-to-reach hedges and shrubs
- The 135-degree 7 position pivoting head allows for trimming of top or bottom of hedges

20 mm cutting
Ø max.

Bar length
438 mm

-90° to +45°
adjustable cutting angle

3-parts

EASY
TO
STORE

Easy to grip
ergonomic handle

-90° to +90°
rotating handle

TELESCOPIC
EXTENSION

Extendable from 2 m to 2.5 m

INCLUDED

SPECIFICATIONS

Dimensions L x W x H	2500 x 210 x 205 mm
Motor speed	1000 rpm
Total length	2.5 m
Bar length	438 mm
Cutting length	410 mm
Cutting Ø max.	20 mm
Swivel range	7 steps
Power supply	230 – 204 V ~ / 50 Hz
Output	900 W (1.2 HP)

LOGISTICAL DATA

Weight net / gross	5.3 / 6.2 kg
Packaging dimensions	1070 x 190 x 105 mm
Article number	5910504901
Barcode	4046664066156
20 Container	1040 pcs
40 Container	2240 pcs
40 HQ Container	2660 pcs

2IN1

- ✓ Hedge trimmer
- ✓ Pole saw



2 IN 1 ELECTRIC TELESCOPIC HEDGE TRIMMER

Pole saw

- Versatile and strong
- 8" ProCut bar and chain
- Powerful 710 W motor
- Extendable telescopic shaft for universal use

Pole hedge trimmer

- Best use: ideal for cutting tall bushes, hedges and shrubs
- Extendable telescopic shaft for universal use at different heights
- Blade length 450 mm
- Easy to adjust, 5-position cutting head
- Powerful 500 W motor
- Lightweight, ergonomic and easy to use




SPECIFICATIONS

Dimensions L x W x H	2500 x 145 x 170 mm
Motor	230 – 240 V~ / 50 Hz
HEDGE TRIMMER	
Input	500 W
Total length	1975 – 2545 mm
Swivel range	5 steps (90°, 60°, 30°, 0°, -30°)
Cutting length	410 mm
POLE SAW	
Input	710 W
Oil reserve	90 ml
Total length	1590 – 2160 mm
Bar length	240 mm
Cutting length	190 mm

LOGISTICAL DATA

Weight net / gross	5.4 / 6.5 kg
Packaging dimensions	1180 x 235 x 110 mm
Article number	5910507904
Barcode	4046664113836
20 Container	750 pcs
40 Container	1732 pcs
40 HQ Container	1950 pcs

Laser cut hardened steel blade



620 W ELECTRIC HEDGE TRIMMER

- Electric drive without harmful emissions
- **High-performance 620 W motor**
- Lightweight and compact for comfortable working
- Robust steel blade
- Dual action teeth for excellent cutting performance
- **Maximum cutting 20 mm**
- **Max. cutting length 600 mm**
- Metal gears ensuring longer lifespan
- **Handle can be rotated by 270°** for the perfect working position
- Transparent hand guard



-90° - 0°

LOGISTICAL DATA

Weight net / gross	3,6 / 4,3 kg
Packaging dimensions	1105 x 190 x 850 / 185 mm
Article number	5910506901
Barcode	4046664066255
20 Container	960 pcs
40 Container	2060 pcs
40 HQ Container	2440 pcs

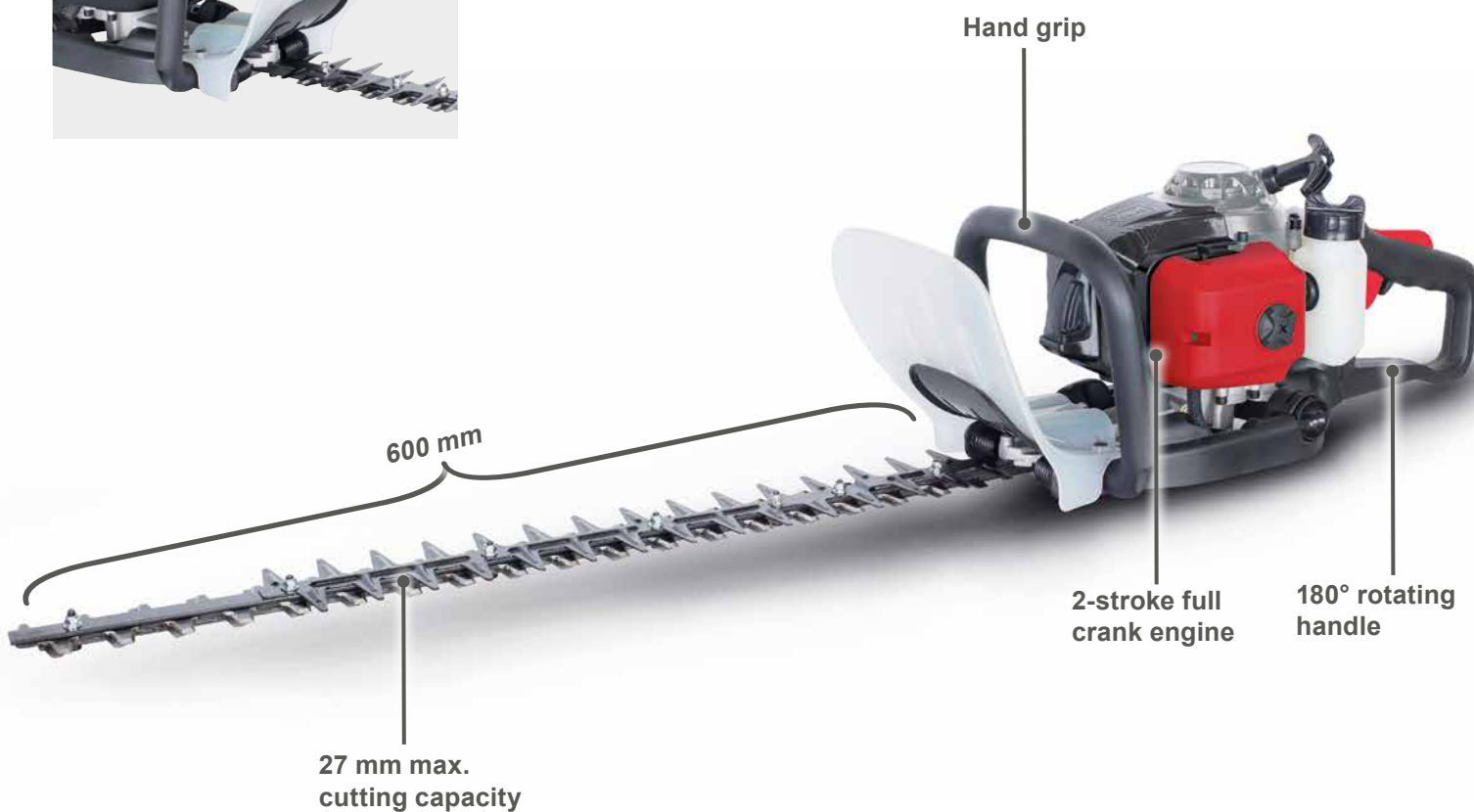
SPECIFICATIONS

Dimensions L x W x H	1100 x 183 x 185 mm
Bar length	660 mm
Cutting length	600 mm
Cutting Ø max.	20 mm
Power supply	230 - 240 V~ / 50 Hz
Output	620 W (0.8 HP)



25.4 CC PETROL HEDGE TRIMMER

- Powerful 25.4 cc 2-stroke petrol engine
- Max. cutting length 600 mm
- Robust steel blade
- Maximum 27 mm diameter cutting capacity
- Rotatable handle with anti-vibration protection
- Transparent handguard
- **Low noise engine** – effective design produces low noise levels without compromising on power output.
- **Dual action blades** provide excellent cutting performance
- Light weight and well-balanced design to ensure easy movement



SPECIFICATIONS

Dimensions L x W x H	1165 x 230 x 220 mm
Engine displacement	25.4 cc
Engine type	2-stroke petrol engine air cooled
Anti-Vibration	yes
Bar length	690 mm
Cutting length	600 mm
Cutting Ø max.	27 mm
Fuel tank capacity	0.6 L
Fuel	40:1 fuel / oil mixture
Output	0.7 kW / 1.0 HP

LOGISTICAL DATA

Weight net / gross	6.2 / 8.3 kg
Packaging dimensions	1170 x 270 x 240 mm
Article number	5910401903
Barcode	4046664035442
20 Container	390 pcs
40 Container	800 pcs
40 HQ Container	930 pcs



650 W PETROL HEDGE TRIMMER

- High-performance 650 W 0.8 horsepower 2-stroke petrol engine, 25.4 cc
- Max. cutting length 560 mm
- Easy-start ensuring simple, effortless start-up
- Low weight of only 4.9 kg ensures particularly easy handling
- Robust steel blade
- Cutting capacity max. 27 mm
- Rotatable handle with anti-vibration protection
- Quiet engine with consistent power
- Dual action teeth for excellent cutting performance
- Lightweight, balanced design allows flexible, easy work



-90° – 0°



27 mm diameter max.
cutting capacity

660 mm

Hand grip



SPECIFICATIONS

Dimensions L x W x H	1100 x 245 x 200 mm
Bar length	660 mm
Cutting length	560 mm
Cutting Ø max.	27 mm
Engine displacement	22.5 cc
Output	0.65 kW / 0.88 HP

LOGISTICAL DATA

Weight net / gross	4.9 / 6.8 kg
Article number	5910402903
Barcode	4046664169413
20 Container	725 pcs
40 Container	1450 pcs
40 HQ Container	1700 pcs

CORDLESS PRUNING SAW

- A compact and lightweight cordless pruning saw with a 6 inch quality blade and chain
- Ideal for delimbing and pruning bushes and shrubs
- Complete freedom of movement, thanks to battery-powered technology, and no pollution from fumes
- Powerful 20 V device with a brushless and therefore maintenance-free motor
- Adjustable cutting speed up to 6.8 m/s
- Quick and easy manual chain tensioning with no need for tools
- Automatic chain lubrication for uninterrupted work
- Hand protection and chain guard for secure handling of the device
- Thanks to the comfortable soft handle, the wood cutter feels good in the user's hand
- Includes 2 Ah battery and battery charger

6" bar & chain

Auto lubrication system

Lightweight



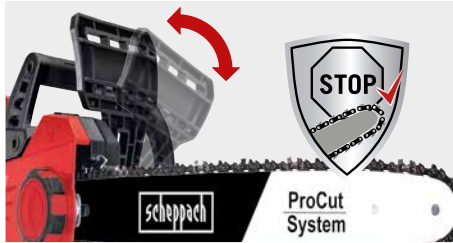
INCLUDED

**SPECIFICATIONS**

Dimensions L x W x H	425 x 110 x 170 mm
Reserve for chain lubricant	30 cm ³ (30 ml)
Cutting speed max.	6.8 m/s
Cutting length max.	130 mm
Chain pitch	1/4"
Chain bar length	6"
Chain tension adjustment	Yes
Motor	20 V DC
Input	400 W

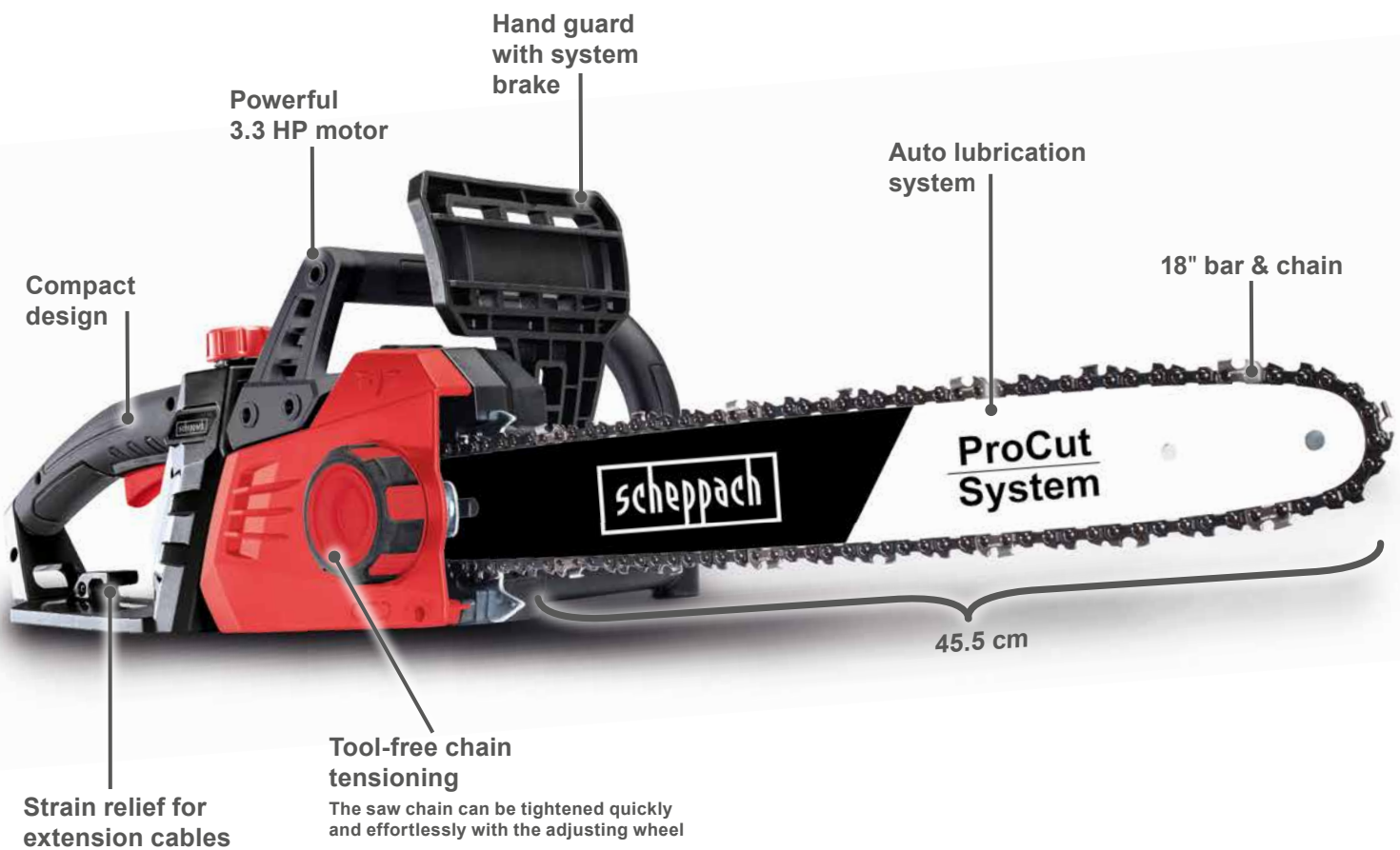
LOGISTICAL DATA

Weight net / gross	1.1 / 3.3 kg
Packaging dimensions	441 x 282 x 128 mm
Article number	59103049953
Barcode	4046664145059
20 Container	1620 pcs
40 Container	3250 pcs
40 HQ Container	3950 pcs



18" ELECTRIC CHAINSAW

- Powerful 2.4 kW motor delivers consistent output for prolonged use
- 18" bar and chain
- Lightweight and compact design reduces user fatigue
- Tool-free chain change thanks to the quick-release system
- Automatic chain lubrication
- Handguard with integrated system brake
- Electric drive - no harmful emissions
- Lockout switch prevents accidental motor starting
- Oil level window for easy checking
- Wrap-around front handle for versatile use
- Includes chain guard for safe storage and transport




LOGISTICAL DATA

Weight net / gross	4.3 / 5 kg
Dimensions packaging	480 x 260 x 250 (130 mm)
Article number	5910204901
EAN	4046664092285
20 Container	1050 pcs
40 Container	2180 pcs
40 HQ Container	2500 pcs

SPECIFICATIONS

Dimensions L x W x H	890 x 260 x 220 mm
Chain bar length	45.5 cm
Cutting length max.	Ø 45.5 cm
Chain speed	15 m/sec
Chain tensioning system	toolless (SDS-System)
Fuel tank / chain oil capacity	0.2 L
Power supply	230 – 240 V~ / 50 Hz
Output	2400 W



18" ELECTRIC CHAINSAW

- Powerful 2700 W motor delivers consistent performance during extended use
- 45.5 cm (18") bar and chain
- Lightweight and compact design
- Tool-free chain change thanks to the quick-release system
- Automatic chain lubrication
- Hand guard with integrated system brake
- Electric drive - no harmful emissions
- Lockout switch prevents accidental motor starting
- Oil level window for easy checking
- Wraparound handle for versatile use
- Includes chain guard for safe storage and transport



LOGISTICAL DATA

Weight net / gross	4.8 / 5.6 kg
Packaging dimensions	540 x 210 x 260 / 210 mm
Article number	5910205901
Barcode	4046664093350
20 container	1100 pcs
40 container	2320 pcs
40 HQ container	2720 pcs

SPECIFICATIONS

Dimensions L x W x H	930 x 200 x 235 mm
Chain bar length	45.5 cm
Cutting thickness	Ø 44 cm
Chain speed	15 m/sec
Chain tensioning system	tool-free
Fuel tank / chain oil capacity	0.15 L
Motor	230 – 240 V~ / 50 Hz
Motor power	2700 W

10" PETROL CHAINSAW

- 25.4 cc – 2-stroke engine offers powerful performance
- 10" ProCut blade for best cutting results
- A heavy-duty air filter ensures long engine life
- Reliable safety brake system to prevent accidents
- The low weight and well-balanced saw body makes it very easy to work with
- Low emissions



Scheppach CSP2540

Oberklasse

**Heimwerker
Praxis**

1/2019

Preis/Leistung: gut

1,2

**Heimwerker
1/19 Praxis**

Oberklasse

EMPFEHLUNG

SPECIFICATIONS

Dimensions L x W x H	250 x 230 x 220 mm
Engine type	2-stroke
Fuel mixture	40:1
Engine displacement	25.4 cc
Chain bar length	25 cm
Cutting diameter max.	Ø 20 cm
Chain tension adjustment	Yes
Chain brake	Yes
Oil tank capacity	0.16 L
Fuel tank capacity	0.23 L
Output	0.7 kW / 0.95 HP

LOGISTICAL DATA

Weight net / gross	3.9 / 5.1 kg
Packaging dimensions	320 x 250 x 250 mm
Article number	5910108905
Barcode	4046664109983
20 Container	1450 pcs
40 Container	2900 pcs
40 HQ Container	3400 pcs



16" PETROL CHAINSAW

- 41 cc – 2-stroke engine offers powerful performance
- 16" ProCut quality bar and chain for best cutting results
- 37.5 cm cutting thickness
- Automatic chain lubrication
- The SDS system allows tool-less chain mounting and tensioning
- Large metal claw stop for safe operation
- Anti-vibration system absorbs shock and reduces user fatigue
- A heavy-duty air filter ensures long engine life
- Chain brake stops the chain within a few milliseconds in the event of kickback



Scheppach CSP 41
Einstiegsklasse
Heimwerker
Praxis 5/2018
Preis/Leistung: gut – sehr gut
1,6

Hand guard

Powerful
1.9 HP motor

40 cm

16" ProCut
bar & chain

Tool-free chain tensioning

The saw chain can be tightened quickly and effortlessly with the adjusting wheel

Auto lubrication
system



SPECIFICATIONS

Dimensions L x W x H	380 x 255 x 255 mm (without bar) 750 x 255 x 255 mm (with bar)
Engine type	2-stroke
Fuel mixture	40:1
Engine displacement	41 cc
Chain bar length	40 cm
Cutting diameter max.	Ø 37.5 cm
Chain tension adjustment	Yes
Chain brake	Yes
Oil tank capacity	0.21 L
Fuel tank capacity	0.26 L
Output	1.4 kW / 1.9 HP

LOGISTICAL DATA

Weight net / gross	5.5 / 6.9 kg
Packaging dimensions	800 x 270 x 280 / 135 mm
Article number	5910113906
Barcode	4046664109990
20 Container	1000 pcs
40 Container	2070 pcs
40 HQ Container	2312 pcs



18" PETROL CHAINSAW

- 46 cc – 2-stroke engine offers powerful performance
- 18" ProCut quality bar and chain for best cutting results
- A heavy-duty air filter ensures long engine life
- Anti-vibration system absorbs shock and reduces user fatigue
- Large metal claw stop
- Automatic chain lubrication
- Chain brake stops the chain within a few milliseconds in the event of a kickback



SPECIFICATIONS

Dimensions L x W x H	430 x 255 x 250 mm
Engine type	2-stroke
Fuel mixture	40:1
Engine displacement	46 cc
Chain bar length	45 cm
Cutting diameter maximum	Ø 43 cm
Chain tension adjustment	Yes
Chain brake	Yes
Oil tank capacity	0.26 L
Fuel tank capacity	0.55 L
Output	1.8 kW / 2.45 HP


LOGISTICAL DATA

Weight net / gross	6.4 / 7.9 kg
Packaging dimensions	480 x 260 x 285 mm
Article number	5910109905
Barcode	4046664110002
20 Container	850 pcs
40 Container	1700 pcs
40 HQ Container	2000 pcs



18" PETROL CHAINSAW

- High-torque 2.44 horsepower 2-stroke engine, 45 cc
- Large 45 cm ProCut branded bar and chain
- Anti-vibration system allows extended and relaxed work
- Automatic chain lubrication
- Chain brake stops the chain within just a few milliseconds in cases of kickback
- Easy-start system with auto-choke
- Double-layer heavy-duty air filter
- Triple silencer for increased performance and reduced exhaust gas temperature



SPECIFICATIONS

Dimensions L x W x H	790 x 255 x 250 mm
Engine type	2-stroke Fuel mixture 1:40
Engine displacement	45 cc
Chain bar length	45 cm / 18"
Cutting diameter max.	44 cm
Chain tension adjustment	Yes
Chain brake	Yes
Oil tank capacity	0.26 L
Fuel tank capacity	0.55 L
Motor	1.8 kW / 2.45 HP

LOGISTICAL DATA

Weight net / gross	6.2 / 7.7 kg
Packaging dimensions	465 x 280 x 300 mm
Article number	5910120903
Barcode	4046664145011
20 Container	716 pcs
40 Container	1480 pcs
40 HQ Container	1710 pcs



20" PETROL CHAINSAW

- 53 cc – 2-stroke engine offers powerful performance
- 20" ProCut quality bar and chain for best cutting results
- Heavy duty air filter for longer engine life
- Anti-vibration system absorbs shock and reduces user fatigue
- Large metal claw stop
- Automatic chain lubrication
- Chain brake stops the chain within a few milliseconds in the event of a kickback



SPECIFICATIONS

Dimensions L x W x H	375 x 185 x 190 mm
Engine type	2-stroke
Fuel mixture	40:1
Engine displacement	53 cc
Chain bar length	51 cm
Cutting diameter max.	Ø 47 cm
Chain tension adjustment	Yes
Chain brake	Yes
Oil tank capacity	0.26 L
Fuel tank capacity	0.55 L
Output	2.0 kW / 2.7 HP

LOGISTICAL DATA

Weight net / gross	6.9 / 8.25 kg
Packaging dimensions	480 x 260 x 300 mm
Article number	5910112904
Barcode	4046664044994
20 Container	800 pcs
40 Container	1600 pcs
40 HQ Container	1900 pcs

20" PETROL CHAINSAW

- High-torque 3.1 horsepower 2-stroke engine, 56 cc
- Large ProCut blade and chain
- Anti-vibration system absorbs shock and reduces user fatigue
- Automatic chain lubrication
- chain brake stops the chain within a few milliseconds in the event of a kickback
- Integrated fuel level display



SPECIFICATIONS


Dimensions L x W x H	430 x 255 x 250 mm
Engine type	2 stroke
Engine displacement	56 cc
Chain bar length	51 cm
Cutting Ø max.	47 cm
Chain tension adjustment	Yes
Chain brake	Yes
Oil tank capacity	0.26 L
Fuel tank capacity	0.55 L
Output	2.3 kW / 3.1 HP

LOGISTICAL DATA

Weight net / gross	7 / 8.5 kg
Packaging dimensions	490 x 260 x 300 mm
Article number	5910114904
Barcode	4046664110026
20 Container	800 pcs
40 Container	1600 pcs
40 HQ Container	1900 pcs

20" PETROL CHAINSAW

- Powerful 3.1 HP 2-stroke engine 56 cc engine
- Large 51 cm Scheppach ProCut brand bar and chain
- Anti-vibration system absorbs shock and reduces user fatigue
- Automatic chain lubrication
- Chain brake stops the chain within just a few milliseconds in cases of kickback
- Spring assisted easy start for fast and effortless starting
- Professional air filter



SPECIFICATIONS


Dimensions L x W x H	900 x 260 x 290 mm
Engine type	2 Temps
Engine displacement	56 cc / max. 2.3 kW
Chain bar length	51 cm
Cutting Ø max.	47 cm
Chain tension adjustment	Yes
Chain brake	Yes
Oil tank capacity	0.26 L
Fuel tank capacity	0.55 L
Output	2.3 kW / 3.1 HP

LOGISTICAL DATA

Weight net / gross	7.0 / 8.3 kg
Packaging dimensions	490 x 260 x 300 mm
Article number	5910115903
Barcode	4046664070887
20 Container	800 pcs
40 Container	1600 pcs
40 HQ Container	1850 pcs

12" CORDLESS CHAINSAW

- Brushless, powerful 20V motor
- High-quality 12" ProCut blade with 30 cm blade length
- Chain brake stops the chain within just a few milliseconds in cases of kickback
- Hand guard ensures increased safety
- Automatic chain lubrication
- Anti-vibration system allows extended and more relaxed work
- Tool-free chain replacement and chain tensioning
- Perfect for sustained work, thanks to low weight
- Large oil filling opening
- Integrated overload protection
- Ergonomic soft-grip handle
- Includes 2 Ah battery and battery charger



SPECIFICATIONS

Dimensions L x W x H	820 x 220 x 230 mm
Chain bar length	30 cm / 12"
Chain tension adjustment	Yes
Chain brake	Yes
Oil tank capacity	0.26 L
Output	800 W
Battery	20 V

LOGISTICAL DATA

Weight net / gross	3.2 / 4.2 kg
Packaging dimensions	450 x 235 x 235 mm
Article number	5910307900
Barcode	4046664192794
20 Container	1150 pcs
40 Container	2300 pcs
40 HQ Container	2400 pcs




14" CORDLESS CHAINSAW

- Brushless, powerful 2x 20V motor
- High-quality 14" ProCut blade with 330 cm cutting length
- 2x 20V batteries ensure powerful performance
- **Chain brake** stops the chain within just a few milliseconds in cases of kickback
- Hand guard ensures increased safety
- **Automatic chain lubrication**
- **Anti-vibration system** allows extended and more relaxed work
- **Tool-free chain replacement and chain tensioning**
- **Claw stop** prevents saw slipping
- Particularly lightweight, therefore perfect for sustained work
- Large oil filling opening
- Integrated **overload protection**
- Ergonomic soft-grip handle
- Includes 2x 2 Ah batteries and battery charger

Battery on both sides for perfect weight distribution

Hand guard

35 cm



Tool-free chain tensioning

The saw chain can be tightened quickly and effortlessly with the adjusting wheel

Auto lubrication system

14" ProCut bar & chain

INCLUDED



Battery charge display

SPECIFICATIONS

Dimensions L x W x H	780 x 220 x 235 mm
Chain bar length	35 cm / 14"
Cutting speed	15 m/sec
Chain tension adjustment	Yes
Chain brake	Yes
Oil tank capacity	0.26 L
Output	1200 W
Battery	40 V

LOGISTICAL DATA

Weight net / gross	4.37 / 5.6 kg
Packaging dimensions	480 x 235 x 235 mm
Article number	5910306900
Barcode	4046664192787
20 Container	1150 pcs
40 Container	2300 pcs
40 HQ Container	2400 pcs



OPTIONAL ACCESSORY

GRINDING DISC



Article number: 3903602701
Barcode: 4046664007050



SPECIFICATIONS

Dimensions L x W x H	350 x 140 x 200 mm
Speed	7500 rpm
Bore diameter	10 mm
Grinding wheel Ø	100 mm
Grinding wheel thickness	3.2 mm
Motor	230 V~
Output	220 W

LOGISTICAL DATA

Weight net / gross	1.8 / 2.1 kg
Packaging dimensions	265 x 180 x 205 mm
Article number	5903602901
Barcode	4046664063940
20 Container	2500 pcs
40 Container	5144 pcs
40 HQ Container	5800 pcs

CHAIN SHARPENER

- Suitable for all commercially available types and sizes of saw chains
- Compact design and lightweight for easy portability
- Precise adjustment scale
- Robust housing
- 100 mm grinding wheel
- Large spark screen

51.7 CC BACKPACK LEAFBLOWER

- Powerful 51.7 cc motor provides plenty of power to handle all domestic garden tasks
- Anti-vibration system for fatigue-free work
- Produces an impressive air velocity maximum 295 km/h
- Power through your garden work with an efficient 1.4 kW motor
- The engine is mounted on an incredibly comfortable, fully adjustable, padded and vibration dampened backpack
- Extra flexible hose for cold weather



Ergonomic harness
Comfortable, ventilated and load-reducing harness with hip belt and wide shoulder straps.



Powerful
1.9 HP motor

1 L tank capacity

Adjustable handles
Adjustable handles for superior comfort.



SPECIFICATIONS

Dimensions L x W x H	1380 x 400 x 450 mm
Engine displacement	51.7 cc
Engine type	2-stroke
Air power max.	1080 m³/h
Air speed max.	295 km/h
Engine speed max.	8000 rpm
Idling speed	3500 rpm
Fuel tank capacity	1 L
Fuel mixing ratio	40:1
Output	1.4 kW

LOGISTICAL DATA

Weight net / gross	7.9 / 9.5 kg
Packaging dimensions	430 x 290 x 580 mm
Article number	5911103903
Barcode	4046664064725
20 Container	438 pcs
40 Container	908 pcs
40 HQ Container	1065 pcs

25.4 CC PETROL LEAF VACUUM/BLOWER

- 4 in 1: vacuum, blow, shred and collect
- Powerful 25.4 cc 2-stroke professional engine
- Easy start engine for an effortless start
- Efficient engine with low fuel consumption
- High airspeed of 268 km/h with an airflow of 678 m³/h
- The shredder reduces the material to 10% of its original volume
- Control lever for switching from suction to blowing function
- Lightweight and ergonomically designed to reduce fatigue
- The 50 L collection bag ensures efficient work



4in1

- ✓ Vacuum function
- ✓ Blower function
- ✓ Mulching function
- ✓ Collecting

Powerful
1.0 HP Motor

Single control
lever

Large capacity
bag: 50 L



SPECIFICATIONS

Dimensions L x W x H	1260 x 550 x 370 mm
Engine displacement	25.4 cc
Engine type	2-stroke, full crank engine
Air power max.	678 m ³ /h
Air speed max.	268 km/h
Engine speed max.	7500 / 7900 rpm
Idling speed	3500 rpm
Fuel tank capacity	650 ml
Mulch ratio	10:1
Collection bag size	50 L
Fuel mixing ratio	40:1
Output	0.7 kW / 1.0 HP

LOGISTICAL DATA

Weight net / gross	5.6 / 8 kg
Packaging dimensions	590 x 285 x 405 mm
Article number	5911104903
Barcode	4046664067962
20 Container	410 pcs
40 Container	850 pcs
40 HQ Container	990 pcs

LEAF AND GRASS COLLECTOR

- Quiet, easy collection of leaves and grass cuttings
- **Operating width of 530 mm**
- Up to 1500 m² per hour
- **Central height adjustment for different soil conditions**
- Wide, padded handle for comfortable use
- **Large collection container with a capacity of 100L**
- Space-saving storage thanks to the foldable handle



SPECIFICATIONS

Dimensions L x W x H	674 x 897 x 880 mm
Max. collection width	530 mm
Wheel diameter	250 mm
Coverage capacity	ca. 1500 m ² / h
Collector capacity	100 L

LOGISTICAL DATA

Weight net / gross	6 / 8 kg
Packaging dimensions	720 x 505 x 513 mm
Article number	59098049944
Barcode	4046664137269
20 Container	294 pcs
40 Container	616 pcs
40 HQ Container	704 pcs

2400 W ELECTRIC GARDEN SHREDDER

- Powerful 2400 W motor
- Cuts branches with a diameter up to 45 mm
- 45 L collection bag for shredded material
- Light weight of 10.25 kg for mobile use
- Including large wheels for easy transportation

2in1

- ✓ Shredding
- ✓ Collecting

INCLUDED**LOGISTICAL DATA**

Weight net / gross	10.25 / 12 kg
Packaging dimensions	620 x 320 x 355 mm
Article number	5904404901
Barcode	4046664076254
20 container	399 pcs
40 container	850 pcs
40 HQ container	960 pcs

PRODUCT DATA

Dimensions L x W x H	510 x 350 x 910 mm
Number of blades	2
Max. branch diameter	Ø 45 mm
Motor speed	4100 rpm
Motor	230 – 240 V~ / 50 Hz
Motor power	2400 W

2800 W QUIET SHREDDER

- Powerful 2800 W motor
- Cuts branches with a diameter up to 44 mm
- 60 L collection box for clippings
- Including large wheels for easy transportation
- Weight 20.8 kg for a secure footing, even with heavy clippings

2in1

- ✓ Shredding
- ✓ Collecting

**INCLUDED****LOGISTICAL DATA**

Weight net / gross	20.8 / 22.5 kg
Packaging dimensions	570 x 530 x 385 mm
Article number	5904403901
Barcode	4046664076247
20 container	260 pcs
40 container	530 pcs
40 HQ container	613 pcs

SPECIFICATIONS

Dimensions L x W x H	650 x 455 x 910 mm
Chipper blade material	Steel
Max. branch diameter	Ø 44 mm
Motor speed	60 rpm
Motor	230 – 240 V~ / 50 Hz
Motor power	2800 W



ELECTRIC GARDEN SHREDDER

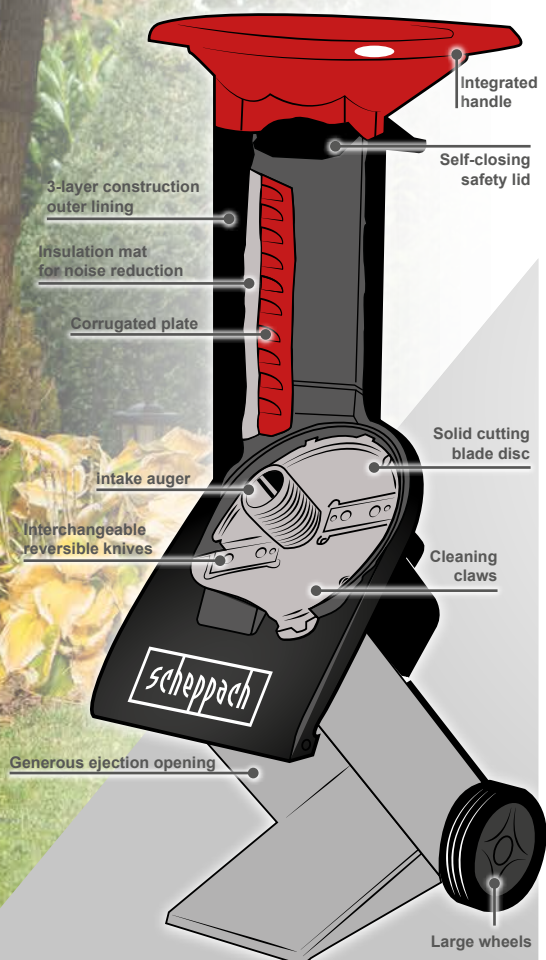
- Powerful infeed through patented diagonal-cutting infeed system
- Long-life reversible blades made of tempered steel
- Solid metal housing with driving mechanism
- Best cutting performance in its class through counter blade
- Housing with central lock
- Max. branch diameter approx. 45 mm
- Chopping of branches min. 120 kg/h
- Chopping of brushwood min. 150 kg/h
- Feed opening 130 x 160 mm
- Ejector opening 365 x 60 mm
- Phase inverter (400 V)



Max. 45 mm
diagonal cut
mechanism

Max. 3500 W
induction motor

Large wheels
for easy
manoeuvrability



LOGISTICAL DATA

Weight net / gross	52 / 59 kg	
Packaging dimensions	800 x 580 x 855 mm	
Article number	40510000 (230 V~)	40520000 (400 V~)
Barcode	4014915024408	4014915024415
20 Container	N.A.	
40 Container	N.A.	
40 HQ Container	N.A.	

SPECIFICATIONS

Dimensions L x W x H	600 x 410 x 1400 mm	
Shredder roll material	Steel	
Shredder capacity	45 mm	
Motor speed max.	2800 min ⁻¹	
Motor	230 V~	400 V~
Output	3000 W	3500 W



ELECTRIC TILLER

- Ideal for small and medium-sized gardens or flower beds
- Powerful 1050 W motor
- 360 mm max. hoeing width, 220 mm max. hoeing depth
- 16 blades
- Immediate start with protection against unintentional starting
- Foldable handle for easier transportation and storage
- Low maintenance thanks to the electric motor

SPECIFICATIONS

Dimensions L x W x H	900 x 360 x 1090 mm
Hoeing width max.	360 mm
Hoe blade Ø	205 mm
Number of blades	16
Motor	230 –240 V~ / 50 Hz
Output engine	1050 W

LOGISTICAL DATA

Weight net / gross	7.4 / 8.6 kg
Packaging dimensions	505 x 395 x 340 mm
Article number	5912312901
Barcode	4046664091004
20 Container	460 pcs
40 Container	976 pcs
40 HQ Container	1110 pcs

ELECTRIC TILLER

- Ideal for small and medium-sized gardens or flower beds
- Powerful 1500 W motor
- 450 mm maximum hoeing width, 220 mm maximum working depth
- 24 blades
- Instant start with protection against accidental starting
- Foldable handle for easier transportation and storage
- Low maintenance thanks to the electric motor



SPECIFICATIONS

Dimensions L x W x H	1020 x 450 x 1040 mm
Hoeing width max.	450 mm
Hoe blade diameter Ø	220 mm
Number of blades	24
Motor	230 –240 V~ / 50 Hz
Output engine	1500 W

LOGISTICAL DATA

Weight net / gros	10.4 / 12.2 kg
Packaging dimensions	580 x 485 x 365 mm
Article number	5912313901
Barcode	4046664090977
20 Container	332 pcs
40 Container	696 pcs
40 HQ Container	796 pcs

150 CC PETROL TILLER

- Solid construction reduces vibration and increases durability for years of quality performance
- Adjustable hoeing widths of 360 mm / 560 mm adds versatility and convenience
- Fuel-efficient, 150 cc (3.7 HP) engine, with forward gear
- Adjustable handlebars provide the perfect working stance for any operator, tall or small
- Comes with 24 long tines for efficient garden bed tilling
- Transportation is quick and easy

Comfort grip handle

Forward speed

Powerful 3.7 HP
4-stroke engine

Strong
metal frame

24 blades



SPECIFICATIONS


Dimensions L x W x H	1390 x 605 x 980 mm
Engine displacement	150 cc
Hoeing width max.	560 mm
Hoe blade diameter Ø	260 mm
Forward speed	110 min ⁻¹
Number of blades	24
Engine output	2.7 kW / 3.7 HP, 4-stroke engine

LOGISTICAL DATA

Weight net / gross	29 / 32.9 kg
Packaging dimensions	700 x 365 x 665 mm
Article number	5912311903
Barcode	4046664079828
20 Container	144 pcs
40 Container	297 pcs
40 HQ Container	396 pcs

ROTATING SIEVE

- Suitable for a wide variety of materials
- Sieve drum dia. 400 mm, length 900 mm (RS400) / 800 mm (RS350)
- Drum can be set at various angles
- Sieve mesh diameter 20 mm
- Standard sieve insert with a mesh size of 10 mm
- Sieve drum speed 42 rpm
- Throughput depending on material 3 m³/h





Thanks to the sieve drum design, nothing is in the way when feeding it.



0° – 10°

By selecting the drum angle, you can control the speed of the material passing through.

Thanks to the standard wheels and the light weight of 37 kg, the rotary sieve is mobile and can be used in every corner of your garden.



HEIMWERKER-TEST.DE

Scheppach Rollsieb RS 400
Oberklasse



06 / 2011



SPECIFICATIONS

	RS350	RS400
Dimensions L x W x H	1040 x 665 x 1480 mm	1080 x 740 x 1400 mm
Throughput (depending on material)	3 m³/h	3 m³/h
Sieve drum Ø	400 mm	400 mm
Sieve drum length	800 mm	900 mm
Drum inclination	3 stages	10° / 2 stages
Sieve drum speed	42 rpm	42 rpm
Sieve opening Ø	20 mm	20 mm
Sieve insert with mesh (size)	10 mm	10 mm
Motor	230 – 240 V~ / 50 Hz	230 – 240 V~ / 50 Hz
Motor Output	250 W	360 W

LOGISTICAL DATA

	RS350	RS400
Weight net / gross	32 / 37 kg	37 / 44 kg
Packaging dimensions	890 x 580 x 940 mm	1040 x 480 x 780 mm
Article number	1904501901	42030000
Barcode	4014915089186	4014915010975
20 Container	44 pcs	48 pcs
40 Container	96 pcs	104 pcs
40 HQ Container	130 pcs	144 pcs



INCLUDED



173 CC PETROL HIGH-PRESSURE CLEANER

- Powerful 173 cc 4-stroke petrol engine
- Heavy duty pump
- Stainless steel spray lance
- On-board accessory and high-pressure hose storage
- Ideal for mobile applications
- Large wheels for easy transport
- Stable, torsion-resistant and powder-coated steel construction
- With 5 nozzle attachments, cleaning lance, 7.5 m high-pressure hose and built-in detergent delivery as standard

SPECIFICATIONS

Dimensions L x W x H	670 x 490 x 1000 mm
Power	3.3 kW
Engine type	4-Stroke air cooled
Pressure max.	200 bar
Rated pressure	180 bar
Flow rate max.	522 L/h
Water temperature max.	50 °C
Inlet water pressure max.	10 bar
Fuel tank capacity	0.9 L
Cleaning agent tank capacity	0.9 L

LOGISTICAL DATA

Weight net / gross	26 / 29.9 kg
Packaging dimensions	555 x 410 x 650 mm
Article number	5907701903
Barcode	4046664045502
20 Container	162 pcs
40 Container	339 pcs
40 HQ Container	448 pcs

Powerful 4.4 HP
4-stroke engine

Stainless steel
spraying lance

Large diameter wheels
for mobile applications



Ideal for mobile applications



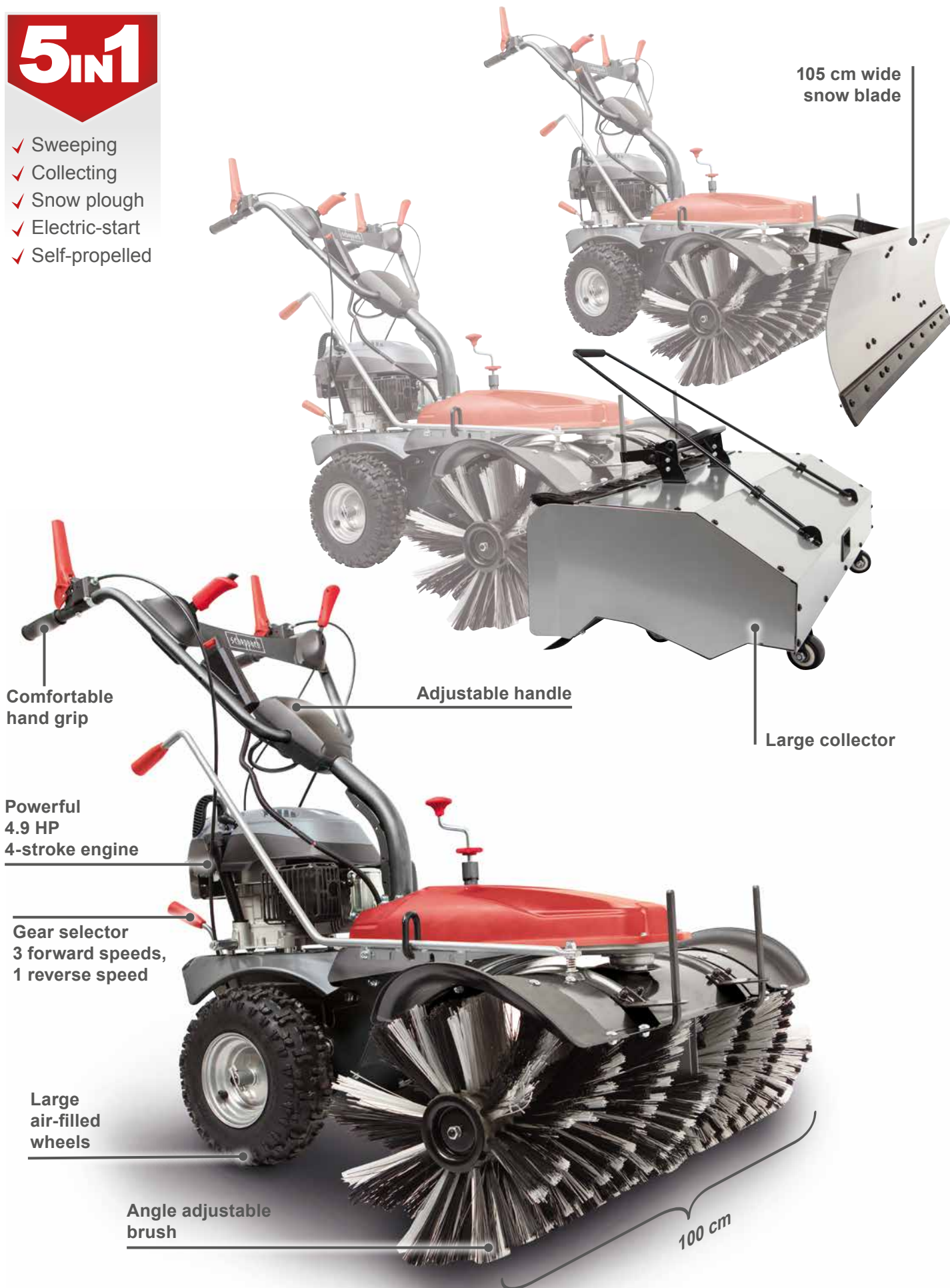
Easy nozzle change



On-board accessory and hose storage

5in1


- ✓ Sweeping
- ✓ Collecting
- ✓ Snow plough
- ✓ Electric-start
- ✓ Self-propelled





POWER SWEEPER WITH COLLECTING BOX & SNOW BLADE

- Speed adjustable brush
- Wheel drive that can be switched on separately
- 3 forward and 1 reverse gear
- Angle- and height adjustable brush
- Sweeping brush can be switched on and off separately
- Height-adjustable handle
- Drive wheels with sturdy tread for superior handling regardless of the surface
- 3 level control lever (engine Stop / drive / choke)
- Electric and pull starter
- Includes a large 105 cm snow blade
- Including a large collecting container

 **Advantages of ELECTRIC START**

- No need for pull starter
- Built-in 12 V battery



SPECIFICATIONS

Dimensions L x W x H	1430 x 1060 x 1245 mm
Sweeping width	1000 mm
Brush Ø	350 mm
Brush Speed	180 – 350 rpm
Transmission	3 forward speeds, 1 reverse speed
Forward speed	2.52 – 4.32 km/h
Reverse speed	2.52 km/h
Engine displacement	173 cc
Engine	4.9 HP, 4-stroke engine
Power	3.6 kW

LOGISTICAL DATA

Weight net / gross	84 / 114 kg
Packaging dimensions	Sweeper: 1150 x 835 x 850 mm Snow blade: 1070 x 420 x 80 mm Collecting box: 1100 x 510 x 330 mm
Article number	5908703903
Barcode	4046664069317
20 Container	28 pcs
40 Container	56 pcs
40 HQ Container	66 pcs

**AUTOMATIC DOMESTIC WATERWORKS
WITH DISPLAY 1000 W**

- All-round applications: Well water or rainwater for irrigating the garden or for in-house use
- **Powerful 1000 W motor** with a compact housing
- **Delivery flow of 4400 L per hour**
- **Max. suction height of 8 m, max. delivery height of 50 m**
- **Automatic system with LCD display**
- Light, robust and practical carrying handle for easy transport
- **3 modes: Automatic, timer, continuous operation**



3 modes: Automatic, timer, continuous operation



LOGISTICAL DATA

Weight net / gross	7.9 / 8.8 kg
Packaging dimensions	485 x 183 x 320 mm
Article number	5909404901
Barcode	4046664112020
20 Container	1000 pcs
40 Container	2056 pcs
40 HQ Container	2313 pcs

SPECIFICATIONS

Dimensions L x W x H	452 x 175 x 309 mm
Max. delivery flow	4400 L/h
Max. delivery pressure	5 bar
Max. delivery height	50 m
Max. suction depth	8 m
Max. water temperature	35° C
Max. particle size	0.5 mm
Pressure connection	1 inch / 25.4 mm
Motor	230 V~ / 50 Hz
Input	1000 W
Power cable	1.5 m

GARDEN PUMP 1300 W

- All-round applications to save expensive drinking water and use well or rainwater for the garden or domestic service water
- **Powerful 1300 W motor** with a compact housing
- **5 bar delivery pressure** for easy irrigation
- **Delivery flow of 5400 litres per hour**
- **8 m suction height** with a max. delivery height of 50 m
- Lightweight, robust and practical carrying handle for easy transport



SPECIFICATIONS

Dimensions L x W x H	440 x 200 x 300 mm
Max. delivery flow	5400 L/h
Max. delivery pressure	5 bar
Max. delivery height	50 m
Max. suction depth	8 m
Max. water temperature	35°C
Max. particle size	1 mm
Pressure connection	G1
Motor	230 V~ / 50 Hz
Input	1300 W
Power cable	1 m

LOGISTICAL DATA

Weight net / gross	10.8 / 12.2 kg
Packaging dimensions	460 x 250 x 355 mm
Article number	5909403901
Barcode	4046664112013
20 Container	690 pcs
40 Container	1440 pcs
40 HQ Container	1680 pcs

DOMESTIC WATERWORKS 900 W

- All-round applications to save expensive drinking water and instead use well- or rainwater for the garden or domestic service water
- Powerful 900 W motor in a robust housing
- 1.5 to 4.4 bar delivery pressure at a max. delivery rate of 4300 litres per hour
- 8 m suction height
- Tank volume: 19 litre

Max. delivery flow:
4300 L/h

Powerful 900 W motor

Tank capacity 19 L



SPECIFICATIONS

Dimensions L x W x H	445 x 270 x 500 mm
Max. delivery flow	4300 L/h
Switch-on pressure	1.5 bar
Switch-off pressure	3 bar
Max. delivery pressure	4.4 bar
Max. suction depth	8 m
Max. water temperature	35°C
Max. particle size	1 mm
Tank capacity	19 L
Pressure connection	G1
Motor	230 V~ / 50 Hz
Input	900 W
Power cable	1 m

LOGISTICAL DATA

Weight net / gross	12 / 13.10 kg
Packaging dimensions	465 x 285 x 585 mm
Article number	5908607901
Barcode	4046664112105
20 Container	420 pcs
40 Container	840 pcs
40 HQ Container	890 pcs

DOMESTIC WATERWORKS 1100 W

- All-round applications to save expensive drinking water and use well or rainwater for the garden or domestic service water
- Powerful 1100 W motor with a robust housing
- From 1.5 up to 3 bar delivery pressure
- Delivery flow of 4800 litres per hour
- 8 m suction height
- 24 L tank

Max. delivery flow:
4800 L/h

Powerful 1100 W motor

Tank capacity 24 L



SPECIFICATIONS

Dimensions L x W x H	440 x 280 x 580 mm
Max. delivery flow	4800 L/h
Switch-on pressure	1.5 bar
Switch-off pressure	2.9 bar
Max. delivery pressure	3 bar
Max. suction depth	8 m
Max. water temperature	35°C
Max. particle size	1 mm
Tank capacity	24 L
Pressure connection	G1
Motor	230 V~ / 50 Hz
Input	1100 W
Power cable	1 m

LOGISTICAL DATA

Weight net / gross	14.7 / 15.5 kg
Packaging dimensions	495 x 270 x 550 mm
Article number	5908605901
Barcode	4046664112082
20 container	280 pcs
40 container	588 pcs
40 HQ container	592 pcs

DOMESTIC WATERWORKS 1300 W

- For making well water or rainwater useable
- Powerful 1300 W motor in a robust housing
- Delivery pressure of 1.5 to 3 bar
- Delivery flow of 4200 litres per hour
- 8 m suction height with a max. delivery height of 50 m

Powerful 1300 W motor

Max. delivery flow:
4200 l/h

Tank
capacity 24 L



LOGISTICAL DATA

Weight net / gross	15.1 / 16.5 kg
Packaging dimensions	460 x 300 x 610 mm
Article number	5908606901
Barcode	4046664112099
20 Container	280 pcs
40 Container	588 pcs
40 HQ Container	592 pcs

SPECIFICATIONS

Dimensions L x W x H	495 x 270 x 550 mm
Max. delivery flow	4200 L/h
Switch-on pressure	1.5 bar
Switch-off pressure	2.9 bar
Max. delivery pressure	5 bar
Max. delivery height	50 m
Max. suction depth	8 m
Max. water temperature	35°C
Max. particle size	1 mm
Tank capacity	24 L
Pressure connection	G1
Motor	230 V~ / 50 Hz
Input	1300 W
Power cable	1 m

350 W RAIN BARREL PUMP

- Wide range of application options: Watering gardens, pumping out and recirculating tap water and rain water
- Powerful 350 W motor in a compact housing
- Delivery rate of 4000 L per hour
- Max. delivery height 11 m
- Light, robust and easy to use



LOGISTICAL DATA

Weight net / gross	3.8 / 4.6 kg
Packaging dimensions	200 x 190 x 290 mm
Article number	5909405901
Barcode	4046664112143
20 Container	1960 pcs
40 Container	4060 pcs
40 HQ Container	4640 pcs

SPECIFICATIONS

Dimensions L x W x H	180 x 165 x 230 mm
Max. delivery flow	4000 L/h
Max. suction depth	8 m
Max. water temperature	35°C
Max. particle size	1 – 3 mm
Motor	230 V~ / 50 Hz
Input	350 W

750 W WASTE WATER COMBINATION PUMP

- Wide range of application options: Draining excavations or ponds, pumping out basements and moving clean, dirty or sandy water
- Powerful 750 watt motor in a compact housing
- Delivery rate of 20,000 L per hour
- Max. delivery height 8.5 m
- 10 m power cable
- 1 mm shallow water suction function
- Two different, easily interchangeable base modules for dirty water and clean water
- Float switch for automatic shutdown to protect against running dry
- Particles up to a size of 30 mm

Powerful
750 W motor

Max. delivery flow:
20 000 L/h

10 m power cable

**SPECIFICATIONS**

Dimensions L x W x H	176 x 179 x 326 mm
Max. delivery flow	20 000 L/h
Max. delivery height	8.5 m
Max. suction depth	8 m
Max. submersion depth	7 m
Max. water temperature	35°C
Max. particle size	30 mm
Motor	220 – 240 V~ / 50 Hz
Input	750 W
Power cable	10 m

LOGISTICAL DATA

Weight net / gross	5.1 / 5.7 kg
Packaging dimensions	199 x 198 x 356 mm
Order no.	5909508901
Barcode	4046664112136
20 Container	1880 pcs
40 Container	3480 pcs
40 HQ Container	4060 pcs

750 W WASTE WATER COMBINATION PUMP

- Wide range of application options: Draining excavations or ponds, pumping out basements, moving dirty or sandy water
- Powerful 750 W motor
- Delivery rate of 14,000 L per hour
- Max. delivery height 9.5 m
- Max. submersion depth 7 m
- Transport of dirt particles of dirt in the water up to 35 mm in size
- 10 m cable, can be plugged in outside the wet area



Powerful
750 W motor

Max. delivery flow:
14 000 L/h



SPECIFICATIONS

Dimensions L x W x H	154 x 154 x 327 mm
Max. delivery flow	14 000 L/h
Max delivery pressure	9.5 m
Max. submersion depth	7 m
Max. water temperature	35°C
Max. particle size	35 mm
Motor	220 – 240 V~ / 50 Hz
Input	750 W
Power cable	10 m

LOGISTICAL DATA

Weight net / gross	4.7 / 5.1 kg
Packaging dimensions	190 x 185 x 345 mm
Article number	5909507901
Barcode	4046664112129
20 Container	2016 pcs
40 Container	4176 pcs
40 HQ Container	4872 pcs

250 W SUBMERSIBLE PUMP

- For pumping clean water from rain barrels or cisterns
- **Powerful 250 W motor** with an hourly delivery rate of 6,500 L.
- **Max. delivery height 7 m**
- Float switch for switching the pump on and off automatically
- **10 m cable**, can be plugged in outside the wet area





LOGISTICAL DATA

Weight net / gross	3.6 kg / n.a.
Packaging dimensions	220 x 160 x 310 mm
Article number	5909506901
Barcode	4046664112112
20 Container	2040 pcs
40 Container	4080 pcs
40 HQ Container	4760 pcs

SPECIFICATIONS

Dimensions L x W x H	165 x 158 x 290 mm
Max. delivery flow	6500 L/h
Max. submersion depth	7 m
Max. suction depth	6 m
Max. water temperature	35°C
Max. particle size	5 mm
Pressure connection	G1-1/2"
Motor	230 V~ / 50 Hz
Input	250 W
Power cable	10 m

**GOOD
WORKING**
since 1927

**You can find the tools catalogue on our website at:
www.scheppach.com**



Scheppach GmbH

Günzburger Str. 69 | D-89335 Ichenhausen | Fon 00 49/82 23/40 02-99 | Fax 00 49/82 23/40 02-153
bestelleingang@scheppach.com | www.scheppach.com